

Publicado em 05.02.2021

Atualizado em 15.11.2021

Art. 1 - VIATURAS ADMITIDAS

As constantes no quadro seguinte detentoras de ficha de homologação FIA / FPAK e suas extensões, válidas para o ano em curso e ainda as viaturas em conformidade com o art.2.7.1.c do CDI.

1.1 - Serão admitidas ainda as viaturas FIA/WRC, em conformidade com o descrito no Art. 4.2.2 do Regulamento Desportivo do CPR.

Terão, no entanto, de se apresentar em conformidade com a regulamentação de segurança FIA em vigor.

VIATURAS ADMITIDAS NO CAMPEONATO DE PORTUGAL de RALIS 2021							
CLASSE	GRUPOS		Regulamento	Peso Min (Kg)	Bride Max. (mm)		
RC2	Grupo Rally 2 (R5 (VRa2))		Art. 261 - Anexo J 2021	1230	32		
	S2000 (2.0 atmosférico) (a)		Art. 254A - Anexo J 2013	1200	64 ± 0.25		
	Grupo Rally 2 Kit (R4-KIT)		Art. 260E - Anexo J 2021	1230	33		
RC2N	R4 (VR4) não elegível para provas internacionais FIA (Europa) (a)		Art. 260 - Anexo J	1300	33		
	Grupo N (NR4) + de 2000 cm ³ (nominal) (a)		Art. 254 - Anexo J	FH *	- / 33		
RGT (FIA)	RGT (FIA)		Art. 256 - Anexo J	PT RGT (FIA) **	PT RGT (FIA) **		
RALI GT(CPRGT)	RALI GT (FPAK) (b)		Reg. FPAK (CPRGT) + FH	Art. 2 do Reg. Técnico CPRGT	-		
RC3N	Grupo A + de 1600 cm ³ a 2000 cm ³ (nominal) (a)		Art. 255 - Anexo J (2019)	Art. 255-4.1	- / 34		
	(VK)-S1600		Art. 255 - Anexo J	1000	60 ± 0.25		
	R3	Atmosf. (cm ³ /nominal)	Turbo (cm ³ /nominal)	Art. 260D - Anexo J 2019	1080	-	
+ 1600 a 2000		+ 1067 a 1333	-				
RC3	Grupo Rally 3 (VR3T) Turbo até 1620 cm ³ (nominal)		Art. 260 - Anexo J 2021	1210	29		
	Grupo Rally 3 (VR3D) Turbo até 2000 cm ³ nominal (b)				32		
	Grupo Rally 3 (Ra3B) (Ra3C) (Ra3D) Turbo de 1333 até 1620 cm ³ (nominal)				30		
RC4	RC4A	Grupo Rally 4 (R2)	Atmosf. (cm ³ /nominal)	Turbo (cm ³ /nominal)	Art. 260 - Anexo J (2021) (VIATURAS HOMOLOGADAS A PARTIR DE 01/01/2019)	Art. 260-201.1	-
			+ 1600 a 2000	+ 1067 a 1333			

RC4B	Grupo Rally 4 /R2	Atmosf. (cm ³ / nominal) + 1390 a 1600	Turbo (cm ³ / nominal) + 927 a 1067	Art. 260 - Anexo J 2020 (GR.Rally 4- VIATURAS HOMOLOGADAS A PARTIR DE 01/01/2019) Art. 260 - Anexo J 2018 (GR. R2-VIATURAS HOMOLOGADAS ANTES DE 31-12-2018)	Art. 260-201.1 de 2020 Art.260-201.1 de 2018	-
	Kit Car (VK) até 1600 cm ³ (b)			Art. 255 - Anexo J	Art. 255-6.2	-
	Grupo A até 1600 cm ³ (nominal) (a)			Art. 255 - Anexo J (2019)	Art. 255-4.1	-
RC5	Grupo Rally 5 (atmosf. até 1600cc e turbo até 1333 cc)	Atmosf. (cm ³ / nominal) até 1600	Turbo (cm ³ / nominal) até 1333	Conforme Art. 260 - Anexo J 2021 (VIATURAS HOMOLOGADAS A PARTIR DE 01/01/2019)	Art.260-201.1 de 2021	-
	Grupo Rally 5 R1 (atmosf. até 1600cc e turbo até 1067cc)	Atmosf. (cm ³ / nominal) até 1600	Turbo (cm ³ / nominal) até 1067	Grupo R1 conforme Art. 260 - Anexo J 2018 (VIATURAS HOMOLOGADAS ANTES DE 31/12/2018)	Art.260-201.1 de 2018	-

* conforme o peso mencionado na ficha de homologação

** conforme passaporte técnico RGT (FIA)

1) São autorizadas as viaturas que disponham de Fichas de Homologação (FH), FIA ou FPAK, sendo que nas provas Internacionais a FH terá de ser FIA

(a) Estas viaturas não são consideradas como elegíveis para as provas do WRC, em conformidade com o artigo com o quadro em anexo

(b) Estas viaturas somente estão elegíveis para o CPR, não sendo consideradas para o WRC, ERC, ERT e IRT

1.2 - Quadro de viaturas admitidas para o WRC 2021 (Rali de Portugal)

GROUPES / GROUPS		
RC1	World Rally Cars : moteur 1.6 T World Rally Cars: 1.6 T engine	<ul style="list-style-type: none"> - World Rally Cars, conformes à l'Art. 255A de l'Annexe J 2021, lorsque conduites par un pilote ayant obtenu l'approbation de la FIA - World Rally Cars homologuées avant le 31.12.2013, conformes à l'extension d'homologation 100/01 KSR et à son extension WR, ainsi qu'à l'Art. 255A de l'Annexe J 2013. Seules les voitures WRC dotées d'un passeport de la FIA délivré avant le 31/12/2016 sont admises. - World Rally Cars homologuées à partir du 01.01.2014, conformes à l'extension d'homologation 200/01 WRC ainsi qu'à l'Art. 255A de l'Annexe J 2016. Seules les voitures WRC dotées d'un passeport de la FIA délivré avant le 31/12/2016 sont admises. - World Rally Cars homologuées à partir du 01.01.2015, conformes à l'extension d'homologation 300/01 WRC et à l'Art. 255A de l'Annexe J 2016. Seules les voitures WRC dotées d'un passeport FIA délivré avant le 31/12/2016 sont admises. - World Rally Cars, complying with the 2021 Appendix J, Art. 255A, when driven by a driver who has obtained the approval of the FIA - World Rally Cars homologated before 31.12.2013, complying with homologation extension 100/01 KSR and its WR extension, and with the 2013 Appendix J, Art. 255A. Only WRC cars with an FIA passport issued before 31/12/2016 are allowed - World Rally Cars homologated as from 01.01.2014, complying with homologation extension 200/01 WRC and with the 2016 Appendix J, Art. 255A. Only WRC cars with an FIA passport issued before 31/12/2016 are allowed. - World Rally Cars homologated as from 01.01.2015, complying with homologation extension 300/01 WRC and with the 2016 Appendix J, Art. 255A. Only WRC cars with an FIA passport issued before 31/12/2016 are allowed.
RC2	Groupe Rally2 Group Rally2 Groupe Rally2 Kit Group Rally2 Kit	<ul style="list-style-type: none"> - Voitures du Groupe Rally2 conformes à l'Annexe J 2021, Art. 261. - Group Rally2 cars conforming to the 2021 Appendix J, Art. 261. - Voitures équipées du Rally2 Kit conformes à l'Annexe J 2021, Art. 260E. - Car fitted with Rally2 Kit cars conforming to the 2021 Appendix J, Art. 260E
RGT	Voitures RGT / RGT cars	<ul style="list-style-type: none"> - Voitures du Groupe RGT conformes à l'Art. 256 de l'Annexe J 2019. - Voitures du Groupe RGT conformes à l'Art. 256 de l'Annexe J 2021 - Group RGT cars conforming to the 2019 Appendix J, Art. 256. - Group RGT cars conforming to the 2021 Appendix J, Art. 256
RC3	Rally3 (atmo entre 1390 et 2000 cm ³ et turbo entre 927 et 1620 cm ³) Rally3 (atmo over 1390cc and up to 2000 cc and turbo over 927cc and 1620cc)	<ul style="list-style-type: none"> - Voitures du Groupe Rally3 homologuées à partir du 01/01/2021 et conformes à l'Art. 260 de l'Annexe J 2021 - Group Rally3 cars homologated from 01/01/2021 and conforming to the 2021 Appendix J, Art. 260
RC4	Rally4 (atmo entre 1390 cm ³ et 2000 cm ³ et turbo entre 927 cm ³ et 1333 cm ³) Rally4 (atmo over 1390cc and up to 2000cc and turbo over 927cc and up to 1333cc)	<ul style="list-style-type: none"> - Voitures du Groupe Rally4 homologuées à partir du 01/01/2019 et conformes à l'Art. 260 de l'Annexe J 2021 - Voitures du Groupe R2 homologuées avant le 31/12/2018 et conformes à l'Art. 260 de l'Annexe J 2018 - Group Rally4 cars homologated from 01/01/2019 and conforming to the 2021 Appendix J, Art. 260 - Group R2 cars homologated before 31/12/2018 and conforming to the 2018 Appendix J, Art. 260
	R3 (atmo entre 1600 cm ³ et 2000 cm ³ et turbo entre 1067 cm ³ et 1333 cm ³) R3 (atmo / over 1600cc and up to 2000cc and turbo over 1067cc and up to 1333cc)	<ul style="list-style-type: none"> - Voitures du Groupe R homologuées avant le 31/12/2019 et conformes à l'Art. 260 de l'Annexe J 2019 - Group R cars homologated before 31/12/2019 and conforming to the 2019 Appendix J, Art. 260
	R3 (turbo jusqu'à 1620 cm ³ / nominal) R3 (turbo / up to 1620cc / nominal)	<ul style="list-style-type: none"> - Voitures du Groupe R homologuées avant le 31/12/2019 et conformes à l'Art. 260D de l'Annexe J 2019 - Group R cars homologated before 31/12/2019 and conforming to the 2019 Appendix J, Art. 260D
RCS	Rally5 (atmo jusqu'à 1600 cm ³ et turbo jusqu'à 1333 cm ³) Rally5 (atmo up to 1600cc and turbo up to 1333cc)	<ul style="list-style-type: none"> - Voitures du Groupe Rally5 homologuées à partir du 01/01/2019 et conformes à l'Art. 260 de l'Annexe J 2021 - Group Rally5 cars homologated from 01/01/19 and conforming to the 2021 Appendix J, Art. 260
	Rally5 (atmo jusqu'à 1600 cm ³ et turbo jusqu'à 1067 cm ³) Rally5 (atmo up to 1600cc and turbo up to 1067cc)	<ul style="list-style-type: none"> - Voitures du Groupe R1 homologuées avant le 31/12/2018 et conformes à l'Art. 260 de l'Annexe J 2018 - Group R1 cars homologated before 31/12/2018 and conforming to the 2018 Appendix J, Art. 260

Art. 2 - PESOS

2.1 - O peso mínimo da viatura é considerado: sem 1º condutor e 2º condutor/navegador, sem o respetivo equipamento e com no máximo uma roda sobressalente, conforme quadro acima.

No caso em que duas rodas sobressalentes são transportadas na viatura, a segunda roda terá de ser retirada antes de efetuar a pesagem.

2.2 - O peso mínimo da viatura nas condições do Art. 255-4.1; 260-201.3 & 4 & 5; 260D-201.3 & 4; 260E-201.4 e 261-201.4 quando com a equipa a bordo (piloto + copiloto + equipamento completo) é definido pelo quadro acima +160 Kg.

Para S1600 e Kit-Car até 1600 cm³, (Art. 255-6-2) é definido pelo quadro acima +150 Kg.

2.3 - A utilização de lastro é autorizada de acordo com o Art. 252-2.2 do Anexo J.

Art. 3 - EQUIPAMENTO SEGURANÇA

3.1 - Viatura - conforme o disposto no Art. 253 do Anexo J.

3.1.1 - Sistemas Instalados (Extinção automática)

a) Em conformidade com o Art.253-7.1.1 do Anexo J de 2020 as viaturas **R1, R2, R3**, que participem em provas FIA (WRC/ERC/ERT/IRT), estão obrigadas a utilizar o sistema com a norma FIA 8865-2015 (LT nº 52), nomeadamente nas seguintes provas do CPR:

Rali Serras de Fafe, Rali dos Açores, Vodafone Rali de Portugal, Rali Vinho da Madeira, Rali Casinos do Algarve.

b) Para as restantes provas que constituem o CPR, poderão utilizar o sistema instalado (Extinção automática) com a norma FIA 1999 (LT nº 16), só durante o ano de 2021.

c) Para o ano de 2021 será obrigatório o uso do sistema instalado (norma FIA 8865-2015 - LT nº 52) em todas as provas do CPR.

3.2 - 1º condutor e 2º condutor/navegador

3.2.1 - Capacetes - com homologação válida e em conformidade com o disposto pelo Anexo L ao CDI, Capítulo III - Art. 1. Normas FIA standard (lista técnica FIA nº 25) e/ou normas FIA 8860-2004 ou FIA 8860-2010 (lista técnica FIA nº33), FIA 8858 (lista técnica FIA nº 41) e FIA 8859 (lista técnica FIA nº49).

3.2.2 - Fato de competição, roupa interior; balaclava; luvas e sapatos - com homologação válida e em conformidade com o disposto pelo Anexo L ao CDI, Capítulo III Art. 2 - norma FIA 8856-2000 (lista técnica FIA nº 27). Não é obrigatório o uso de luvas para o copiloto.

3.2.3 - Sistema de retenção de cabeça (HANS-FHR) - com homologação válida e em conformidade com o disposto pelo Anexo L ao CDI, Capítulo III - Art. 3. Normas FIA 8858-2002 e/ou FIA 8858-2010 (lista técnica FIA nº 29). (**consultar Anexo I - compatibilidade**)

Art. 4 - PNEUS

4.1 - Roda de reserva - em cada prova será obrigatória a instalação de pelo menos um pneu suplente devidamente fixado no carro, controlável em qualquer momento da prova.

4.2 - Tipo de pneus a utilizar nas Super Especiais (SE) - os pneus a utilizar nas SE, serão obrigatoriamente do mesmo tipo de piso que corresponda ao das restantes PEC's que integrem essa Prova, conforme Art. 13.7.4 das PER.

4.3 - Para asfalto - é proibido o uso de pneus *slick* conforme Art. 13.3 das PER.

~~(Anexo IV)~~ e cujo Sendo o desenho do piso é apresentado no ~~(Anexo V)~~ **(Anexo IV)** abaixo.

A lista dos pneus homologados podem sofrer alterações e/ou atualizações.

Todos os pneus devem estar em conformidade com o Anexo IV das Prescrições Específicas dos Campeonatos de Ralis FIA e apresentarem os códigos de barras de identificação FIA.

É proibido utilizar qualquer dispositivo para aquecer os pneus depois de montados nas suas jantes.

4.4 - Para terra- Os pneus de terra são livres contudo não é permitido alterar o desenho original do piso quer seja por corte ou recorte e apresentarem os códigos de barras de identificação FIA.

4.5 - Dispositivo que permite o pneu conservar a sua performance - é proibido a utilização de qualquer dispositivo que permita regular a pressão dos pneus, aquando da viatura em movimento.

4.6 - Marcação / Limite a utilizar

- Todas as viaturas dos concorrentes que disputem provas do CPR (Terra ou Asfalto), independentemente de estarem ou não inscritos no mesmo, poderão utilizar até **10 pneus** por prova, os quais serão objeto de verificação e marcação.
- Exclusivamente para as **“Free Practice” Shakedown e Qualifying** das provas em piso de terra ou asfalto, os pneus utilizados não serão objeto de marcação.

- nas Super Especiais das provas em piso de terra, os pneus utilizados não serão objeto de marcação.

Assim recomenda-se prever uma ZAR - zona assistência remota para troca de pneus se aplicável.

- Todos os concorrentes disputando provas do CPR têm de preencher um formulário referenciando quais os pneus a utilizar até ao número máximo permitido (conforme formulário em **Anexo III**).
- Tal facto não é impeditivo de controle e marcação de Pneus.
- O controle de Pneus poderá ser efetuado à saída do **PA**, num **Reagrupamento** ou no final de qualquer uma das **PEC** que compõem o Rali.

4.6.1 - Provas Internacionais - que integram o CPR, nestas, o procedimento para a marcação de pneus segue a regulamentação própria dos campeonatos onde se inserem.

a) Independentemente de estarem inscritos no CPR ou não, os concorrentes Nacionais, participantes nas provas do WRC/ERC/ERT, terão de preencher o formulário de Pneus a utilizar e entregar o mesmo ao DT FPAK.

b) Serão objecto de controle da quantidade e identificação dos pneus utilizados nas viaturas com que iniciam a secção de PEC, bem como com que a terminam.

Quer dizer que, quer se apresentem com cinco ou seis pneus no início da secção, terão de regressar com os mesmos pneus com que iniciaram essa secção.

Art. 5 - CÂMARAS FILMAR

5.1 - Instalação - a instalação da (s) câmara (s) de filmar tem de estar em conformidade com o disposto no menu ~~Técnica~~ (Listas ~~Técnicas~~) Câmaras de Filmar, no site da FPAK.

Art. 6 - SELAGEM TURBOCOMPRESSOR (VULGO TURBO)

6.1 - É obrigatório para as viaturas com turbocompressor (vulgo Turbo), que nas VTI o “Turbo” esteja em conformidade e respeite a localização dos pontos de passagem do fio de selagem conforme se descreve no **Anexo II**.

Art. 7 - Passaporte Técnico FPAK

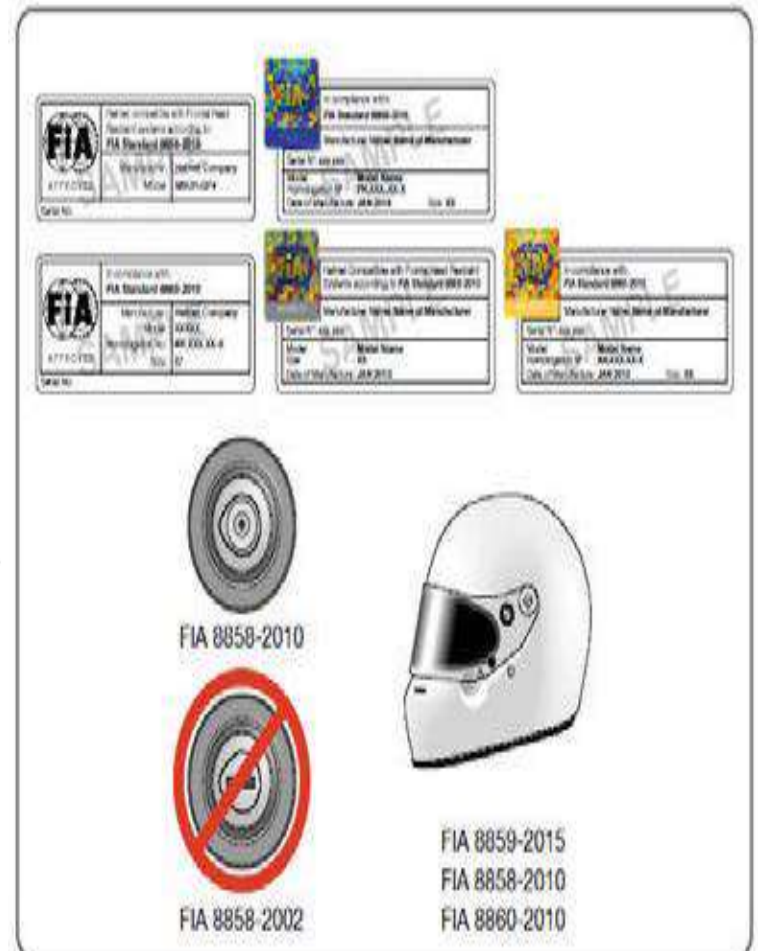

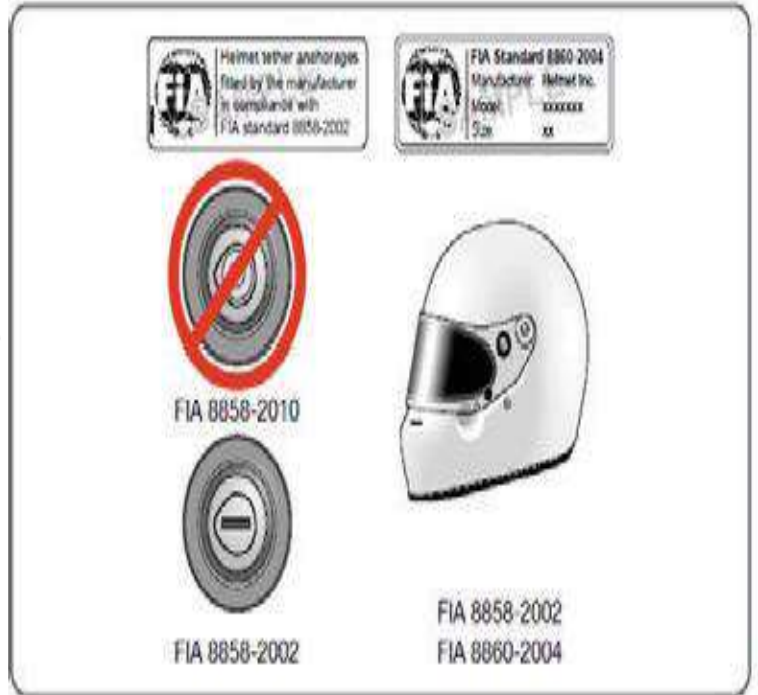
Todas as viaturas terão, obrigatoriamente, de ter um passaporte técnico emitido pela FPAK.

Poderão ainda apresentar um passaporte técnico FIA ou proveniente de outra ADN, desde que de forma pontual.



Sempre que um concorrente inscrito no Campeonato/Taça/..., participe em mais do que duas provas com a mesma viatura com PT de outra ADN ou FIA, terá de requerer um PT FPAK de modo a ser efetuada uma monitorização da referida viatura (conforme Artigo 10.2.2 das PGAK).

ANEXO I

COMPATIBILIDADE CAPACETES SISTEMA (HANS-FHR)



ANEXO II
SELAGEM DO TURBOCOMPRESSOR (TURBO)



ZOOM DE PONTOS DE PASSAGEM DO FIO DE SELAGEM

LADO DO COMPRESSOR



LADO DA TURBINA



ANEXO III



**CPR/WRC/ERT (CONCORRENTES NACIONAIS)
DECLARAÇÃO DE PNEUS**

CONCORRENTE Nº:

.....

Eu., com o número de licença e como concorrente da viatura com o número referenciado acima , declaro que os códigos de barras dos pneus que a utilizar na Secção nº serão:

Pneu 1:

Pneu 2:

Pneu 3:

Pneu 4:

Pneu Suplente 5:

Pneu Suplente 6:

E para que assim conste assino a presente, de de

Assinatura:

Nº de licença:

ANEXO IV

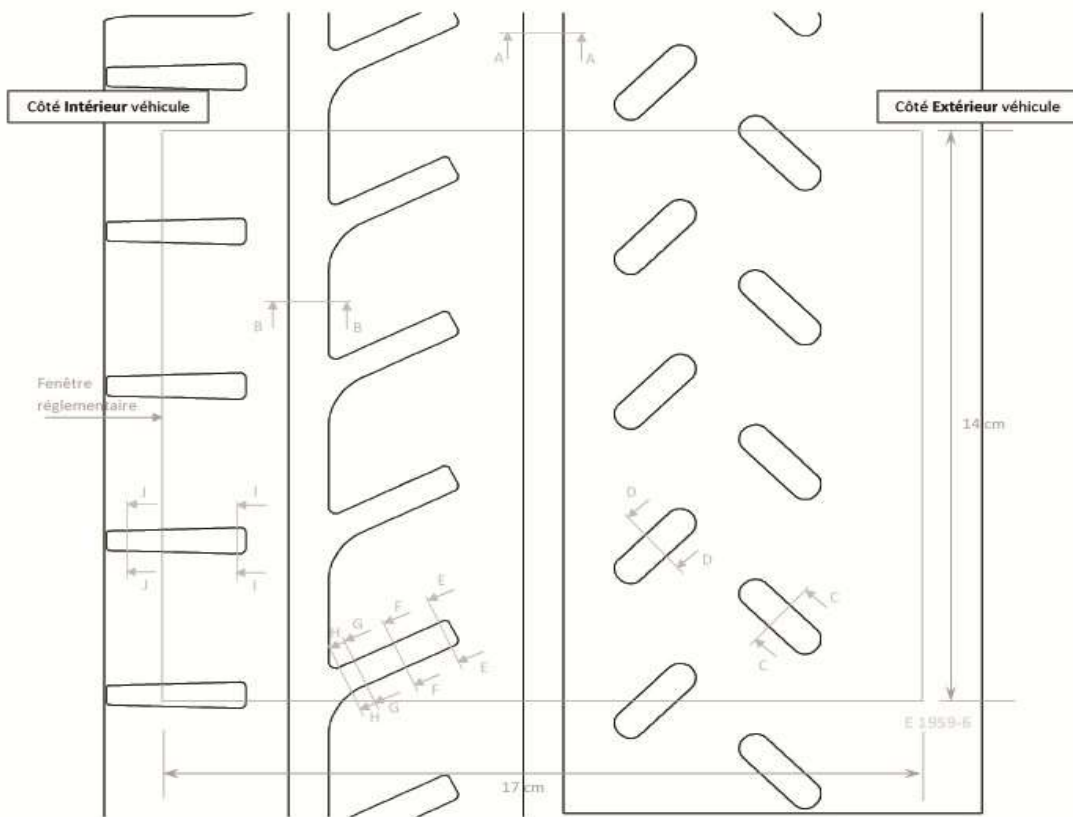
DESENHOS DO PISO DOS PNEUS DE ASFALTO LISTA CPR 2021

18" - 20/65-18



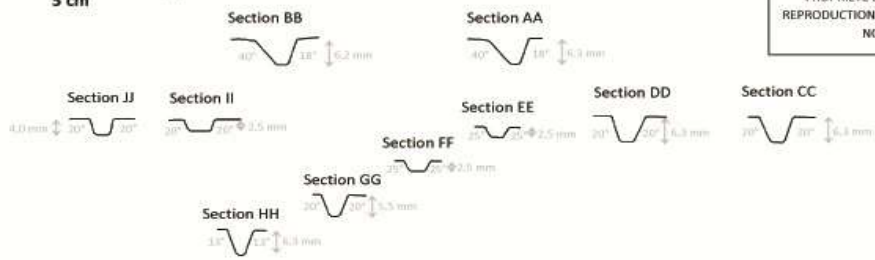
Domaine : Rallye Asphalte
 Dimension : 20 / 65 – 18
 Plan de la sculpture : Pilot Sport R
 Entaillement Surfaccique dans fenêtrre r glementaire : 21,51 %

Clermont-Ferrand le 05/12/2013



Echelle 1:1
5 cm

MANUFACTURE FRANCAISE DES PNEUMATIQUES
 MICHELIN CLERMONT-FERRAND
 PROPRIETE EXCLUSIVE DE NOTRE SOCIETE
 REPRODUCTION OU UTILISATION INTERDITE SANS
 NOTRE ACCORD ECRIT



18" - 20/65-18

Domaine : Rallye Asphalte Wet

Dimension : 20 / 65 - 18

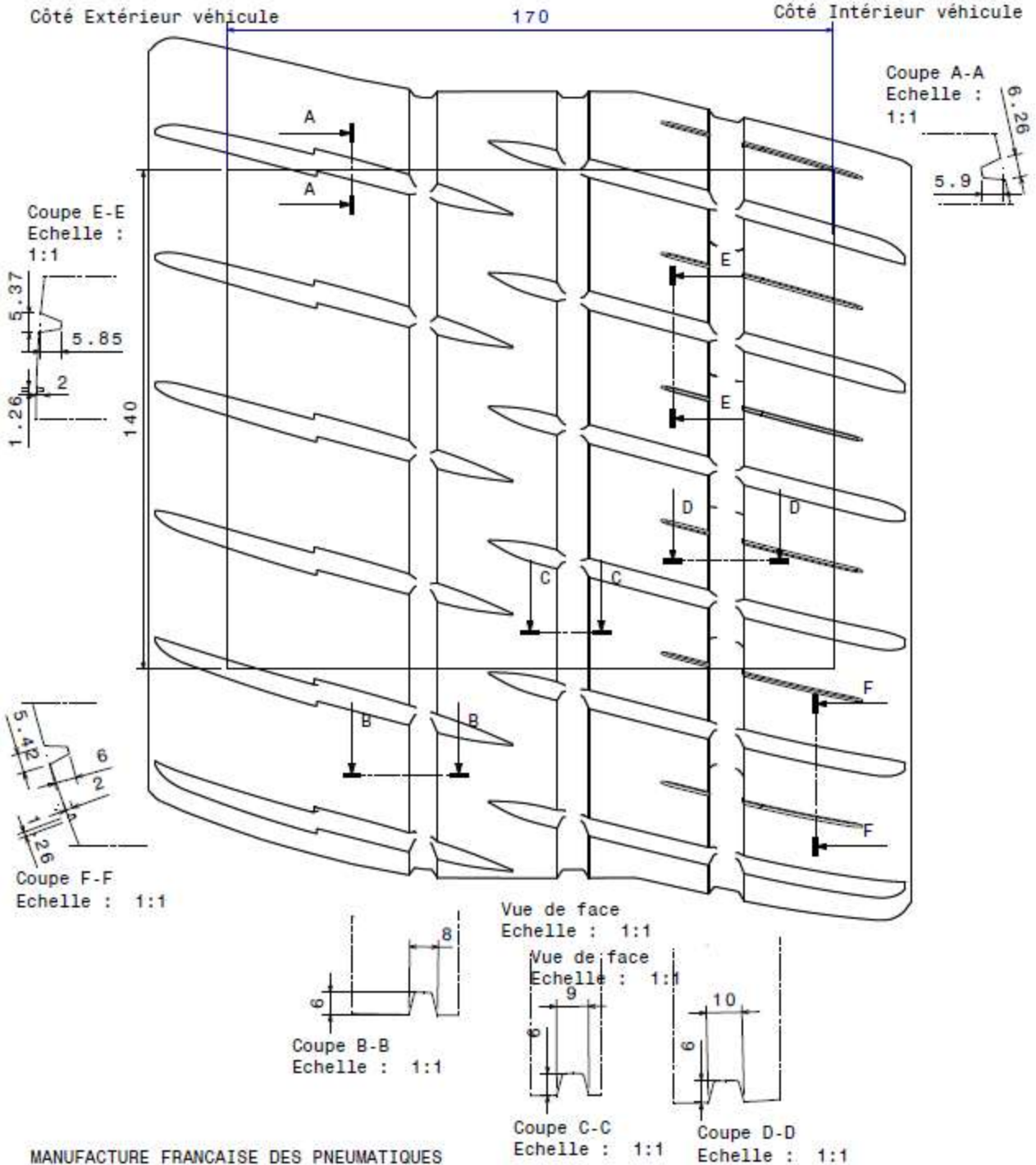
Plan de la sculpture : Pilot Sport A MW1

Entaillement Surfaccique dans fenetre

règlementaire > ou = 27.5 % avec les entailles > 1.8 mm de profondeur comme avec les entailles > 5.5 mm de profondeur.



Clermont-Ferrand le 03/07/2019



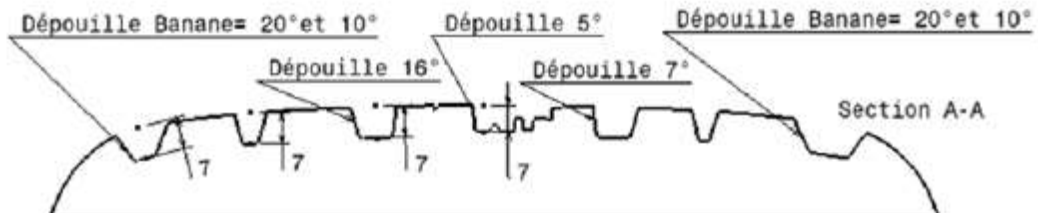
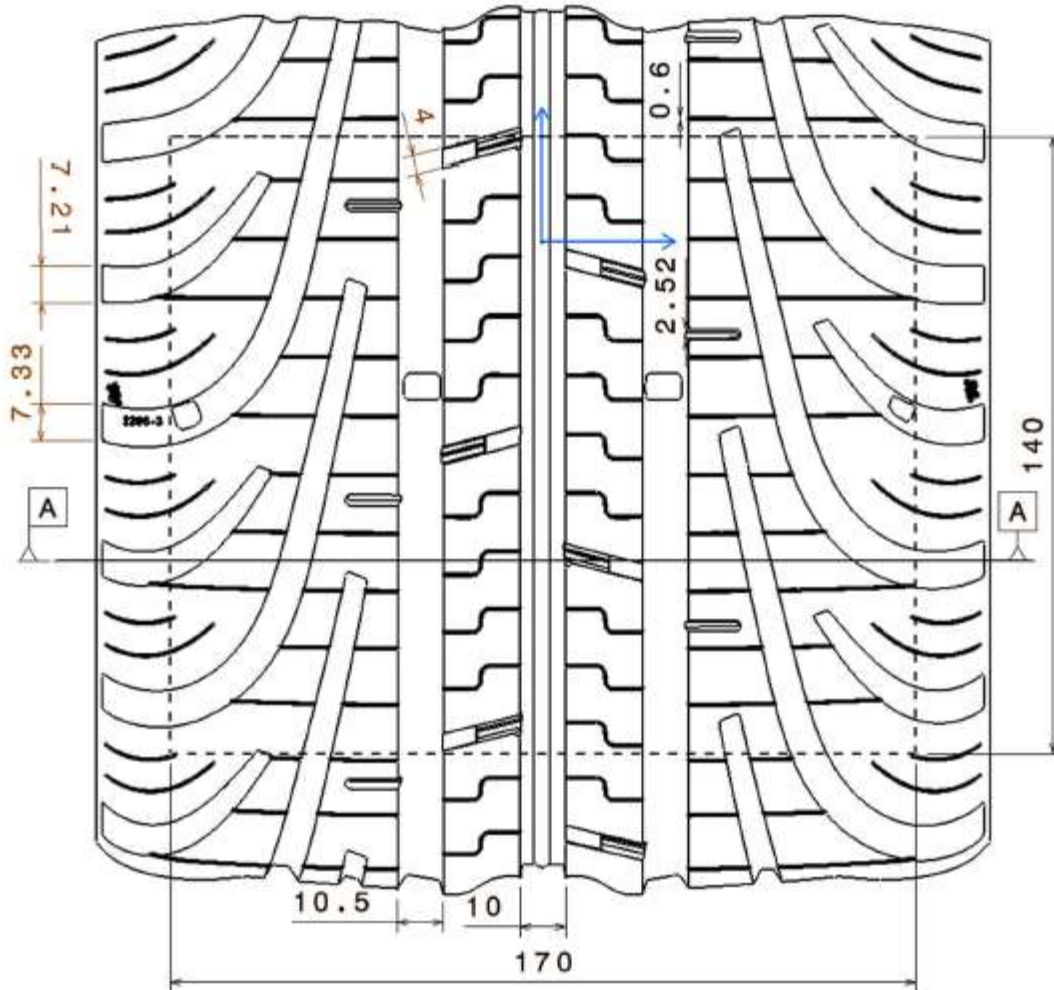
MANUFACTURE FRANCAISE DES PNEUMATIQUES
MICHELIN CLERMONT-FERRAND
PROPRIETE EXCLUSIVE DE NOTRE SOCIETE
REPRODUCTION OU UTILISATION INTERDITE SANS
NOTRE ACCORD ECRIT

1



Clermont-Ferrand le : 15/12/2016
Domaine : Rallye Asphalté WRC Wet
Dimension : 18 / 65 - 18
Plan de la sculpture : Pilot Sport FW3
Entaillement Surfaccique sur entaille $\geq 5,5\text{mm}$ de profondeur : 27.5%

MANUFACTURE FRANÇAISE DES PNEUMATIQUES
MICHELIN CLERMONT-FERRAND
PROPRIÉTÉ EXCLUSIVE DE NOTRE SOCIÉTÉ
REPRODUCTION OU UTILISATION INTERDITE SANS
NOTRE ACCORD ÉCRIT

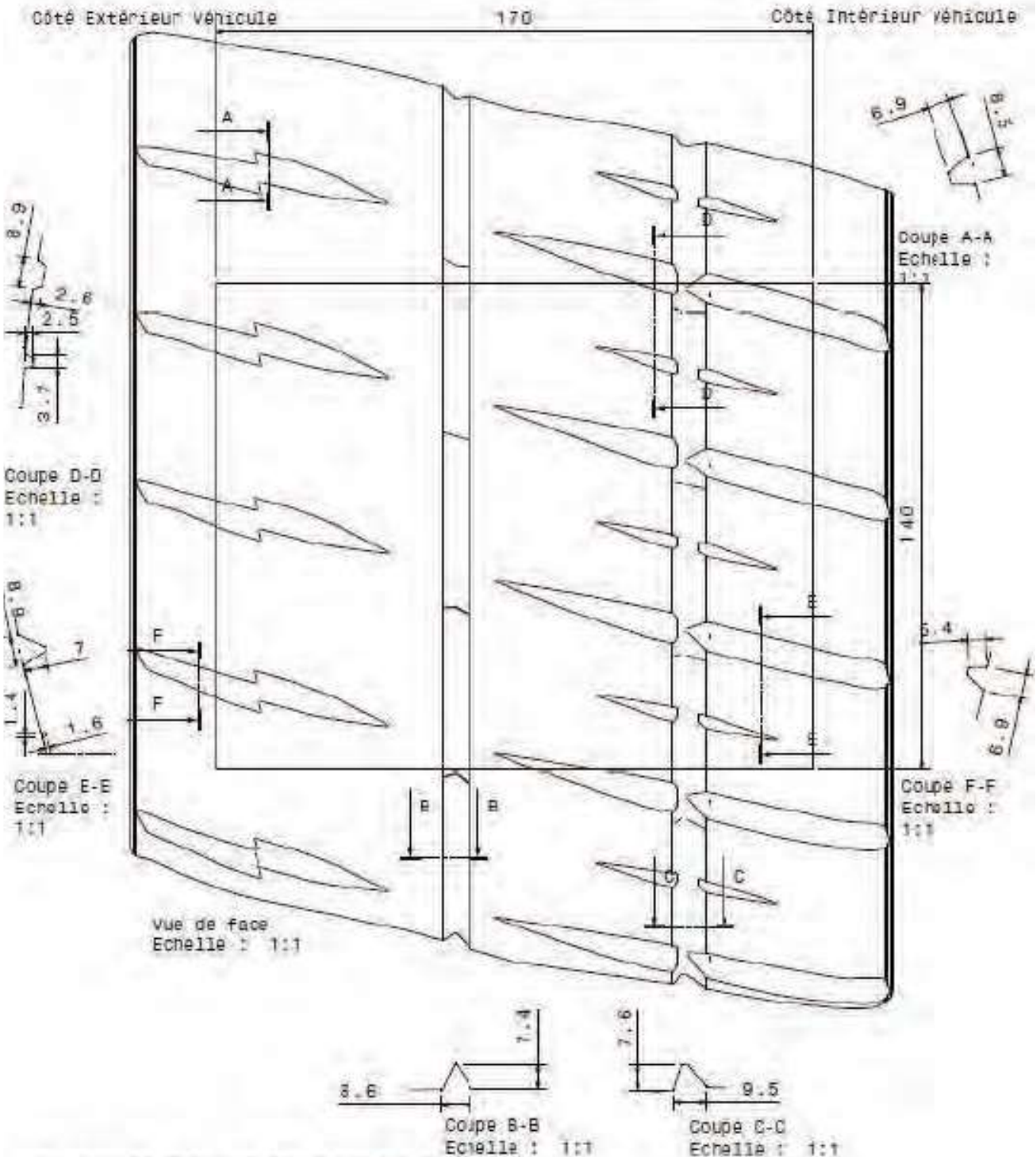


18" - 20/65-18

Domaine : Rallye Asphalte
Dimension : 20 / 65 - 18
Plan de la sculpture : Pilot Sport A
Entaillement surfacique dans fenetre
reglementaire : 21.74 %



Clermont-Ferrand le 05/08/2020



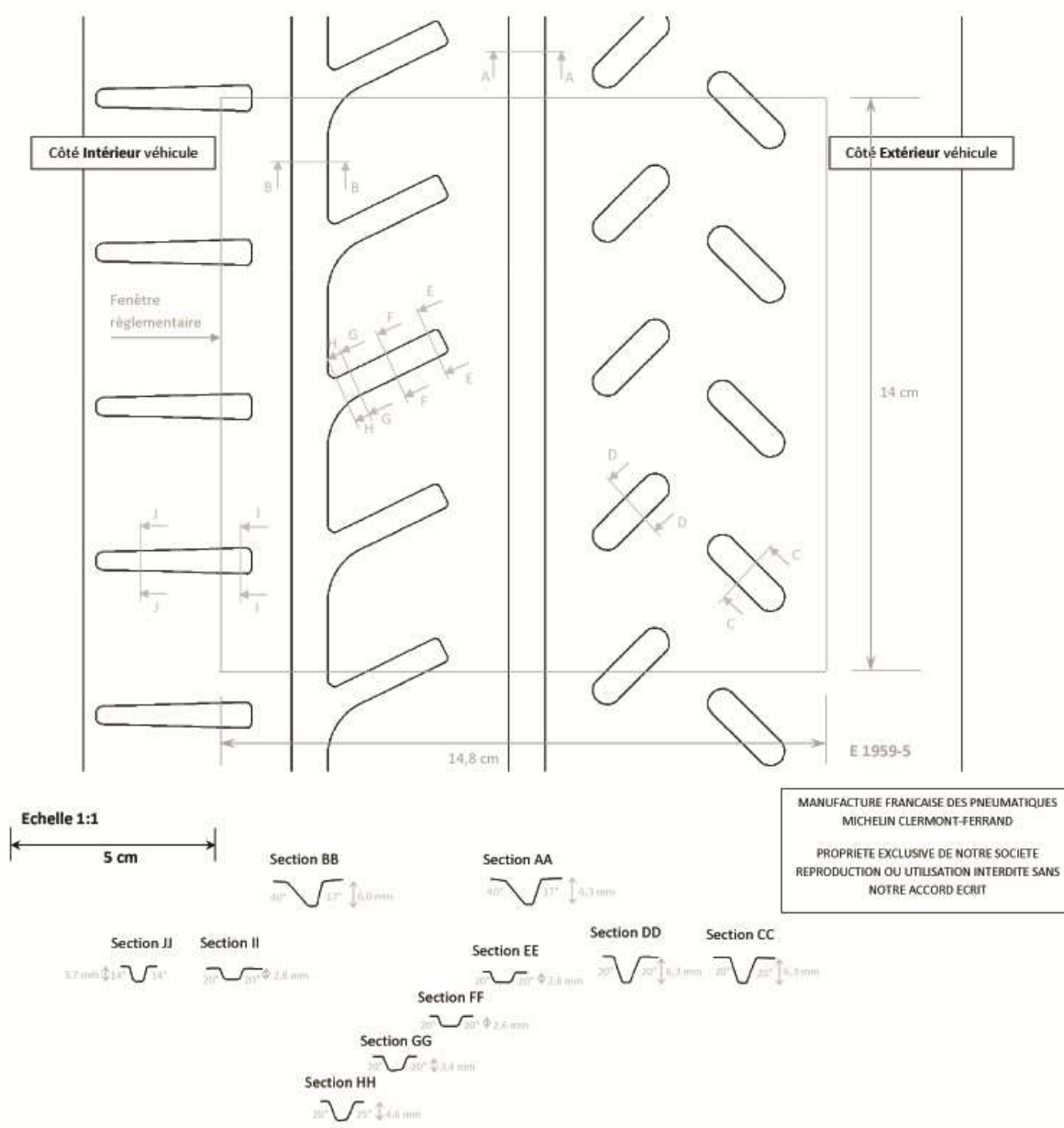
MANUFACTURE FRANCAISE DES PNEUMATIQUES
MICHELIN CLERMONT-FERRAND
PROPRIETE EXCLUSIVE DE NOTRE SOCIETE
REPRODUCTION OU UTILISATION INTERDITE SANS
NOTRE ACCORD ECRIT

17" - 19/63-17



Domaine : Rallye Asphalte
 Dimension : 19 / 63 – 17
 Plan de la sculpture : Pilot Sport R
 Entaillement surfacique sur fenêtre réglementaire : 21,51 %

Clermont-Ferrand le 05/12/2013



17"- 19/63-17

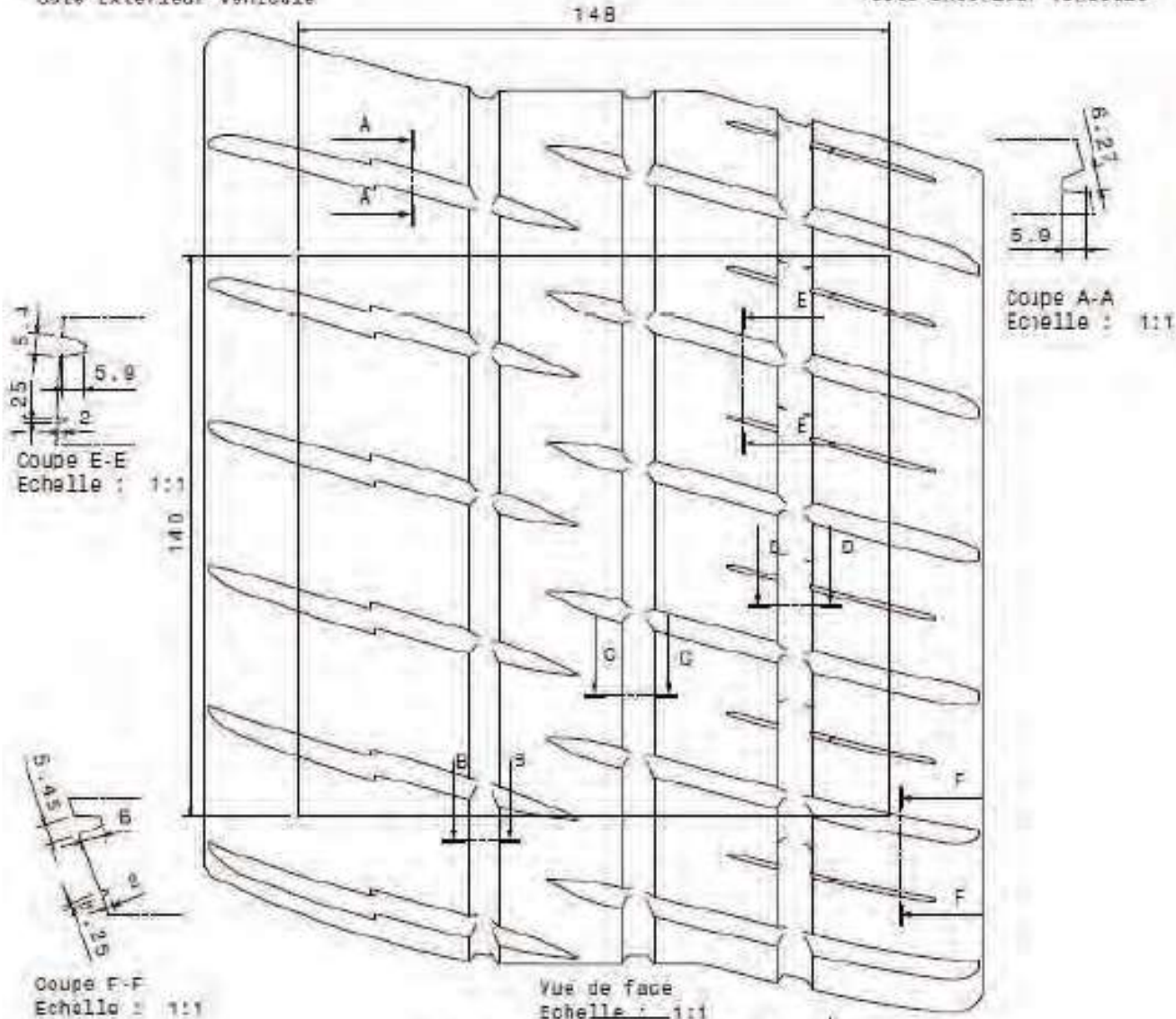
Domaine : Rallye Asphalte Wet
 Dimension : 19 / 63 - 17
 Plan de la sculpture : Pilot Sport A MW1
 Entaillement : Surfaccique dans fenêtre
 réglementaire > ou = 27.5 % avec les entailles > 1.8 mm de
 profondeur comme avec les entailles > 5.5 mm de profondeur.



Clermont-Ferrand le 18/09/2019

Côté Extérieur véhicule

Côté Intérieur véhicule



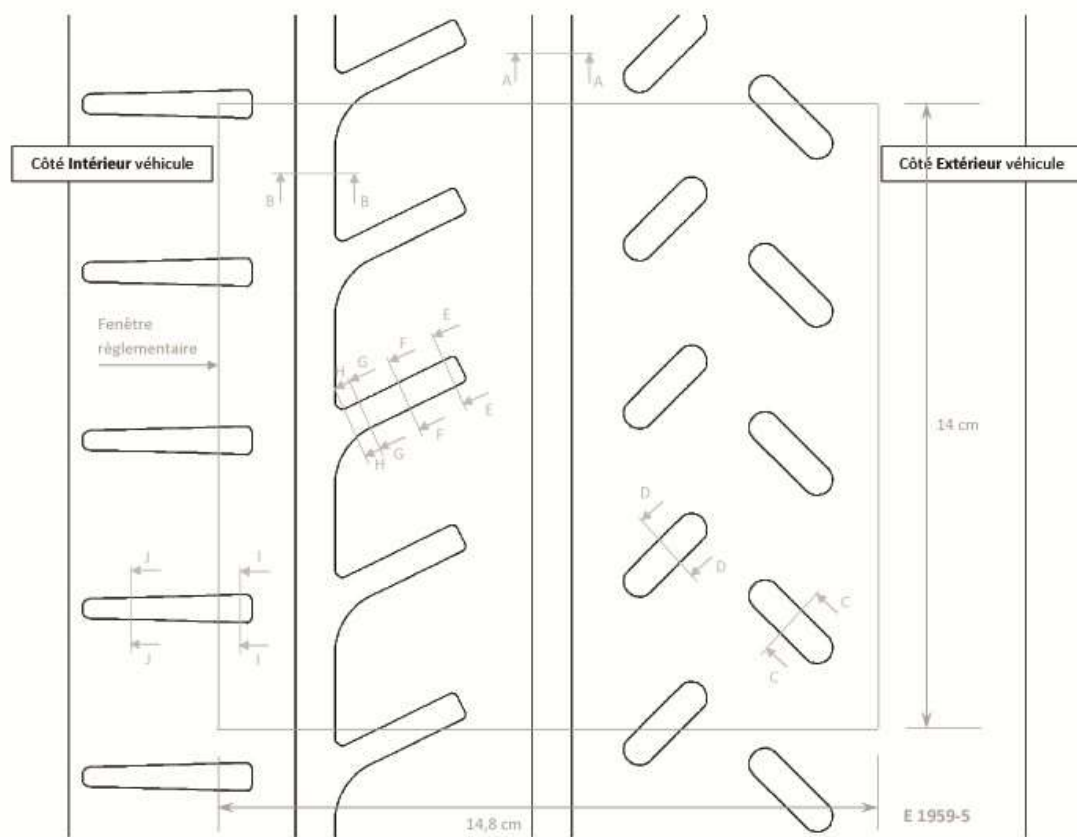
MANUFACTURE FRANCAISE DES PNEUMATIQUES
 MICHELIN CLERMONT-FERRAND
 PROPRIETE EXCLUSIVE DE NOTRE SOCIETE
 REPRODUCTION OU UTILISATION INTERDITE SANS
 NOTRE ACCORD ECRIT

16" - 19/60-16

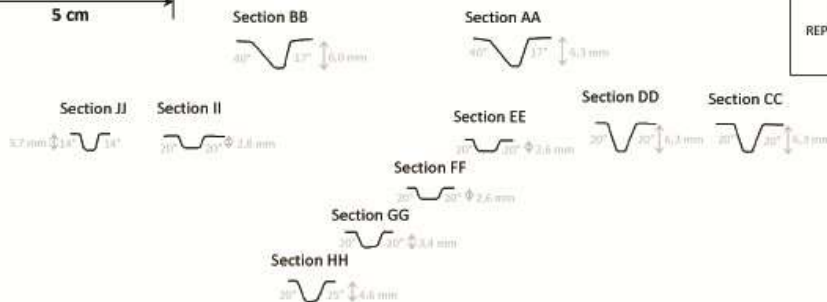


Domaine : Rallye Asphalte
 Dimension : 19 / 60 – 16
 Plan de la sculpture : Pilot Sport R
 Entaillement surfacique sur fenêtre réglementaire : 21,51 %

Clermont-Ferrand le 05/12/2013



Echelle 1:1
5 cm



MANUFACTURE FRANCAISE DES PNEUMATIQUES
 MICHELIN CLERMONT-FERRAND
 PROPRIETE EXCLUSIVE DE NOTRE SOCIETE
 REPRODUCTION OU UTILISATION INTERDITE SANS
 NOTRE ACCORD ECRIT

16" - 19/60-16

Domaine : Rallye Asphalte Wet

Dimension : 19 / 60 - 16

Plan de la sculpture : Pilot Sport A MWI

Entaillement Surfaccique dans fenetre

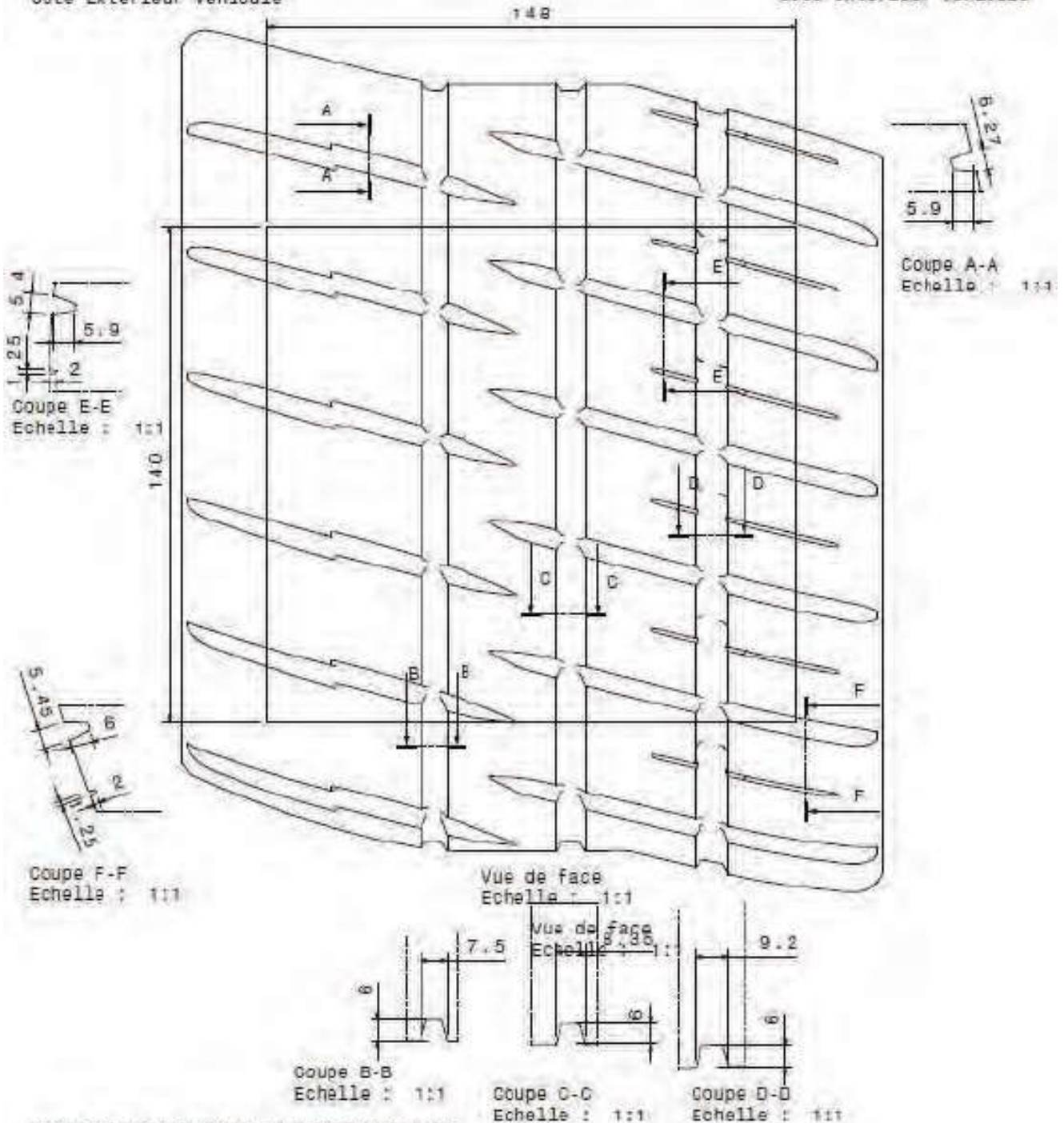
reglementaire > ou = 27.5 % avec les entailles > 1.8 mm de profondeur comme avec les entailles > 5.5 mm de profondeur.



Clermont-Ferrand le 23/09/2019

Côté Extérieur véhicule

Côté Intérieur véhicule



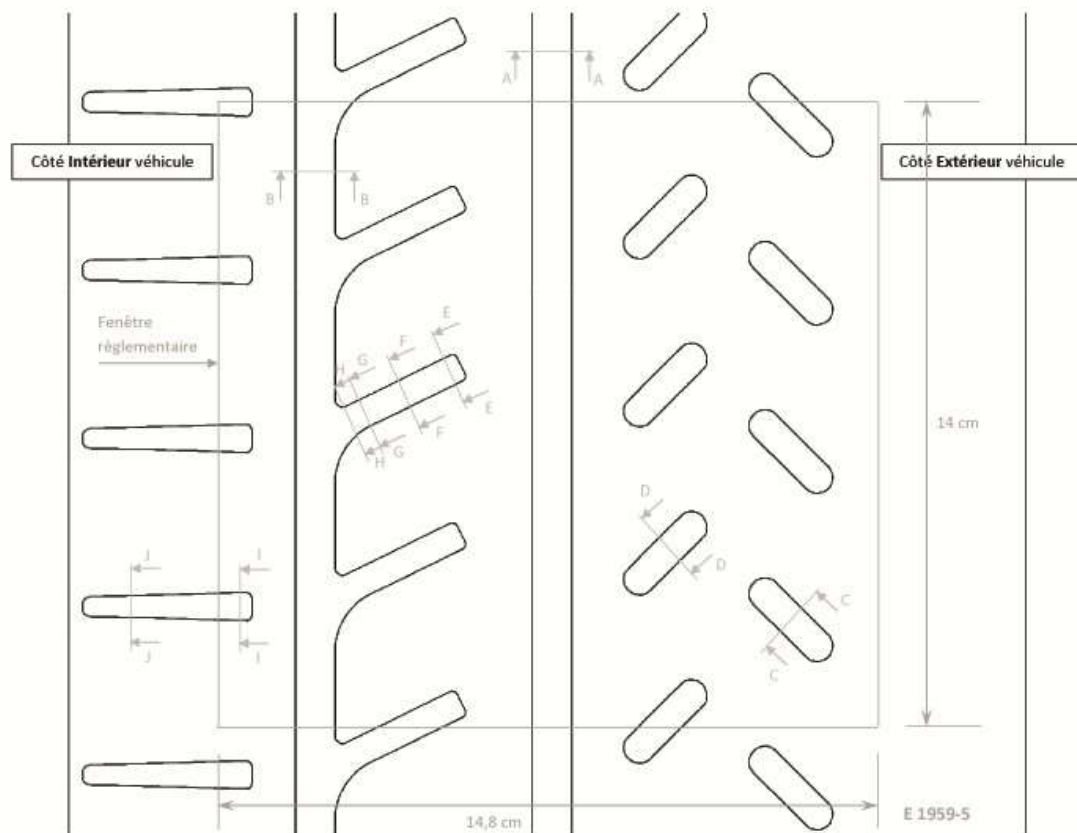
MANUFACTURE FRANCAISE DES PNEUMATIQUES
 MICHELIN CLERMONT-FERRAND
 PROPRIETE EXCLUSIVE DE NOTRE SOCIETE
 REPRODUCTION OU UTILISATION INTERDITE SANS
 NOTRE ACCORD ECRIT

15" - 19/58-15

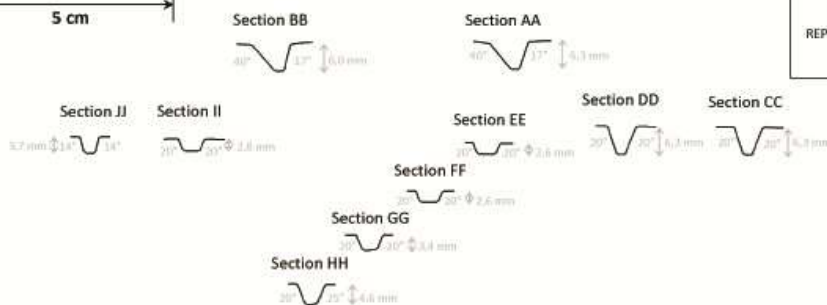


Domaine : Rallye Asphalte
 Dimension : 19 / 58 – 15
 Plan de la sculpture : Pilot Sport R
 Entaillement surfacique sur fenêtre réglementaire : 21,51 %

Clermont-Ferrand le 05/12/2013



Echelle 1:1
 5 cm



MANUFACTURE FRANCAISE DES PNEUMATIQUES
 MICHELIN CLERMONT-FERRAND
 PROPRIETE EXCLUSIVE DE NOTRE SOCIETE
 REPRODUCTION OU UTILISATION INTERDITE SANS
 NOTRE ACCORD ECRIT

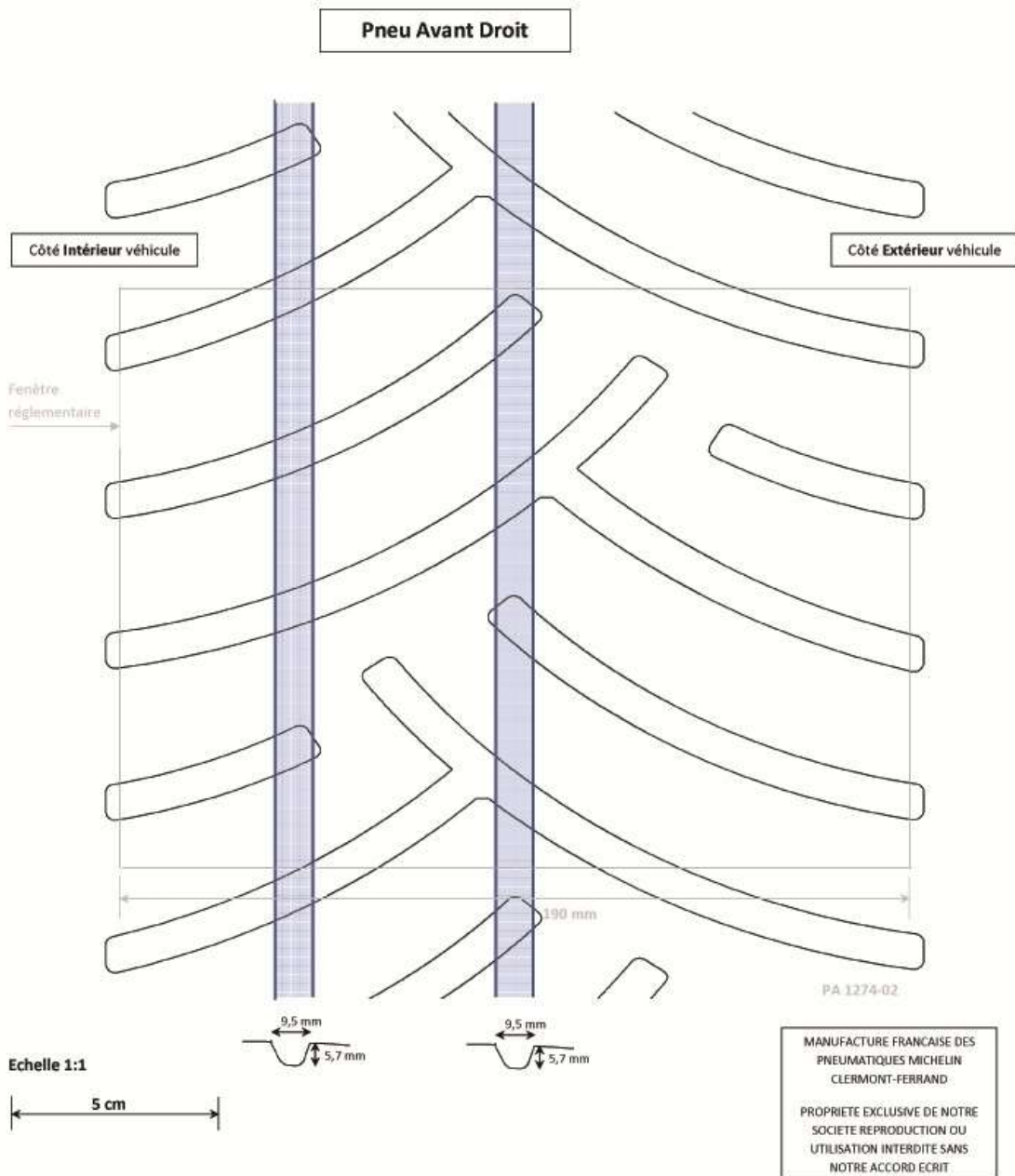
RGT only - 24/65-18

Circonférentielles sont manuellement coupées.



Domaine : Rallye Asphalte
Dimension : 24 / 65 - 18
Entaillement surfacique sur une fenêtre de 190 mm de large : 32,8 %

Clermont-Ferrand le 18/12/2013



RGT only - 24/65-18

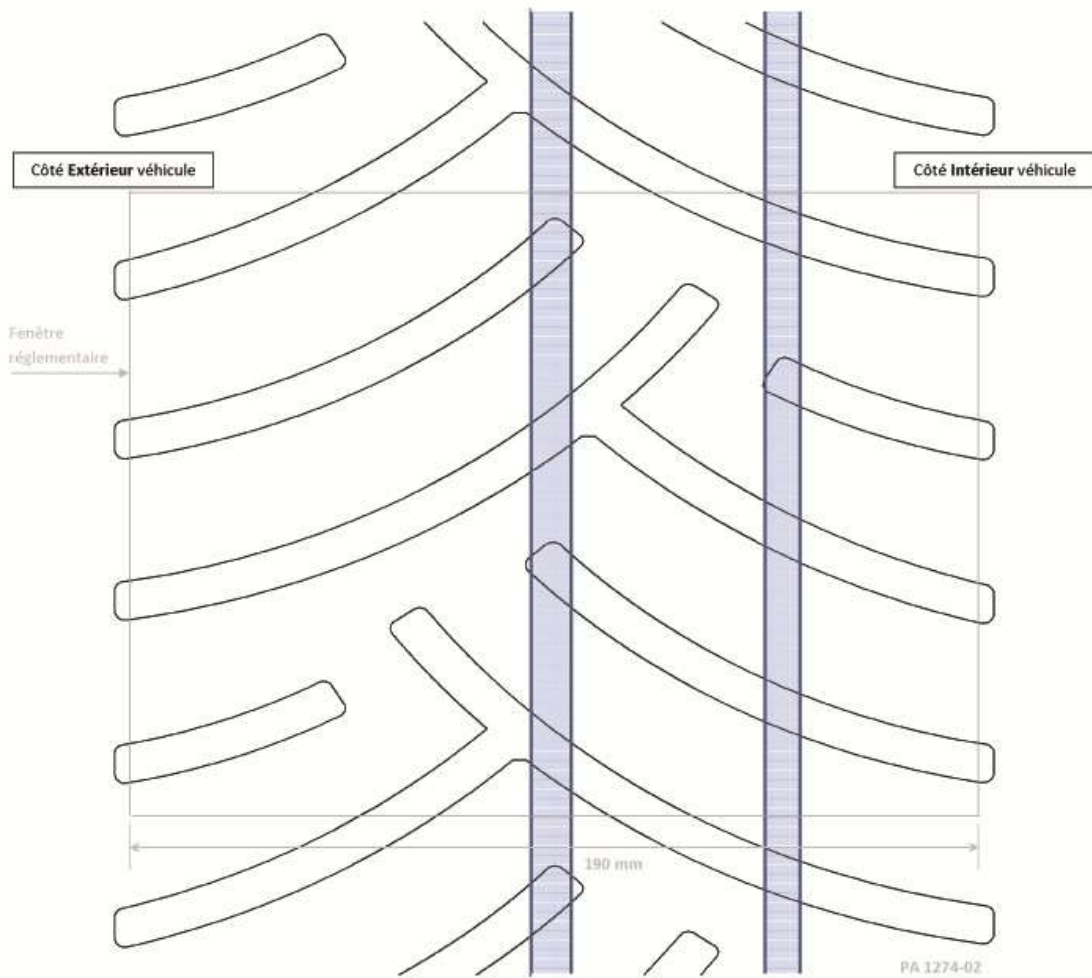
Circonférentielles sont manuellement coupées.



Domaine : Rallye Asphalte
Dimension : 24 / 65 - 18
Entaillement surfacique global : 32,8 %

Clermont-Ferrand le 18/12/2013

Pneu Avant Gauche



Echelle 1:1



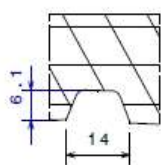
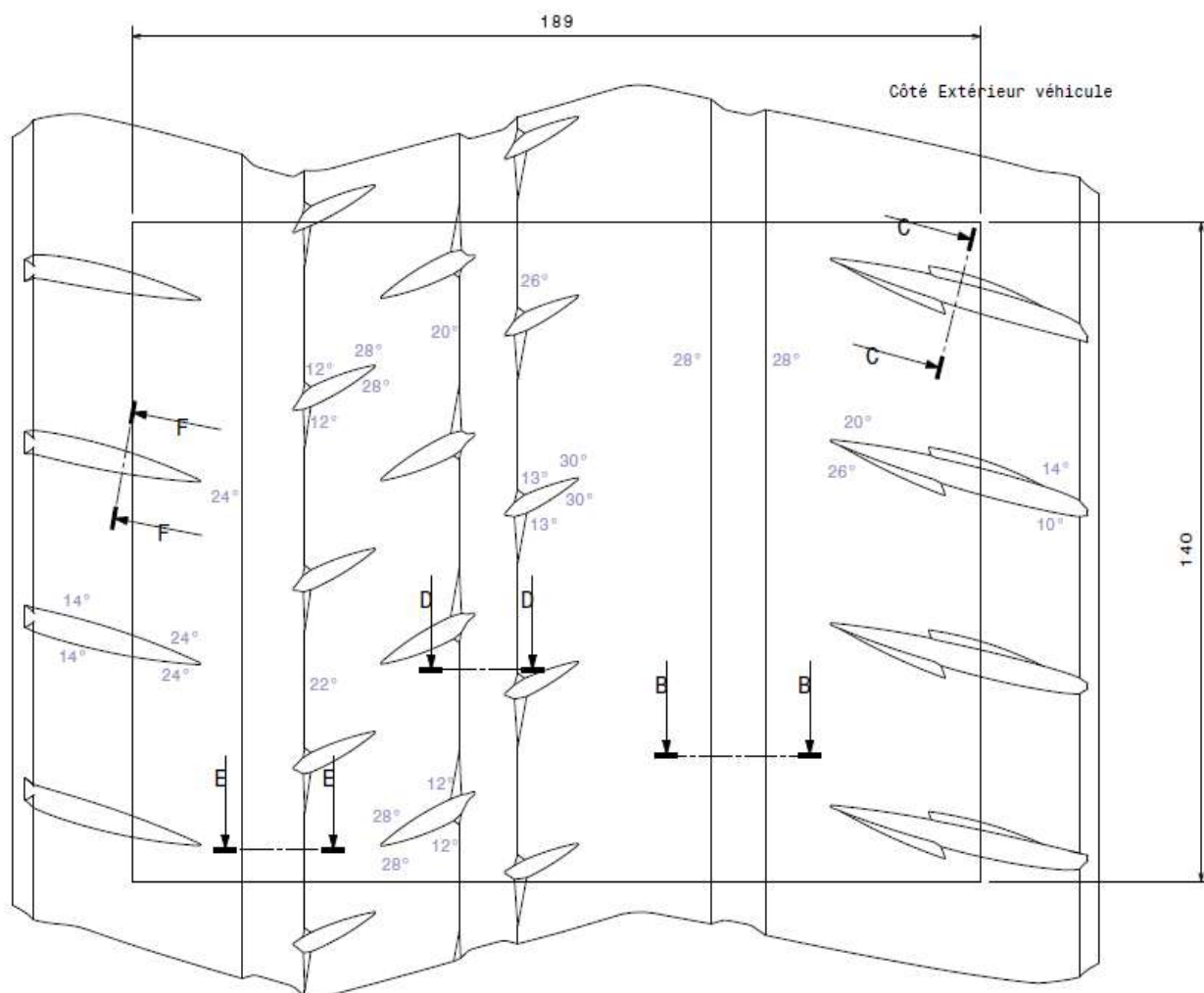
MANUFACTURE FRANCAISE DES
PNEUMATIQUES MICHELIN
CLERMONT-FERRAND
PROPRIETE EXCLUSIVE DE NOTRE
SOCIETE REPRODUCTION OU
UTILISATION INTERDITE SANS
NOTRE ACCORD ECRIT

RGT only - 24/65-18

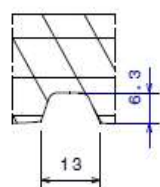


Domaine : Rallye Asphalté
 Dimension : 24/65 R18
 Plan de la sculpture : Pilot Sport R
 Entaillement Surfaccique dans fenêtre règlementaire : 21.7 % à 1.8 mm d'usure
 : 17 % à 5.5 mm d'usure

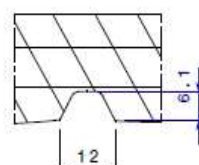
Clermont-Ferrand le 28/02/2018



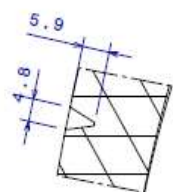
Coupe E-E



Coupe D-D

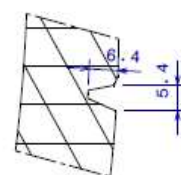


Coupe B-B



Coupe F-F

MANUFACTURE FRANCAISE DES PNEUMATIQUES
 MICHELIN CLERMONT-FERRAND
 PROPRIETE EXCLUSIVE DE NOTRE SOCIETE
 REPRODUCTION OU UTILISATION INTERDITE
 SANS NOTRE ACCORD ECRIT



Coupe C-C

RGT only - 29/65-18

Circonférentielles sont coupées à la main.

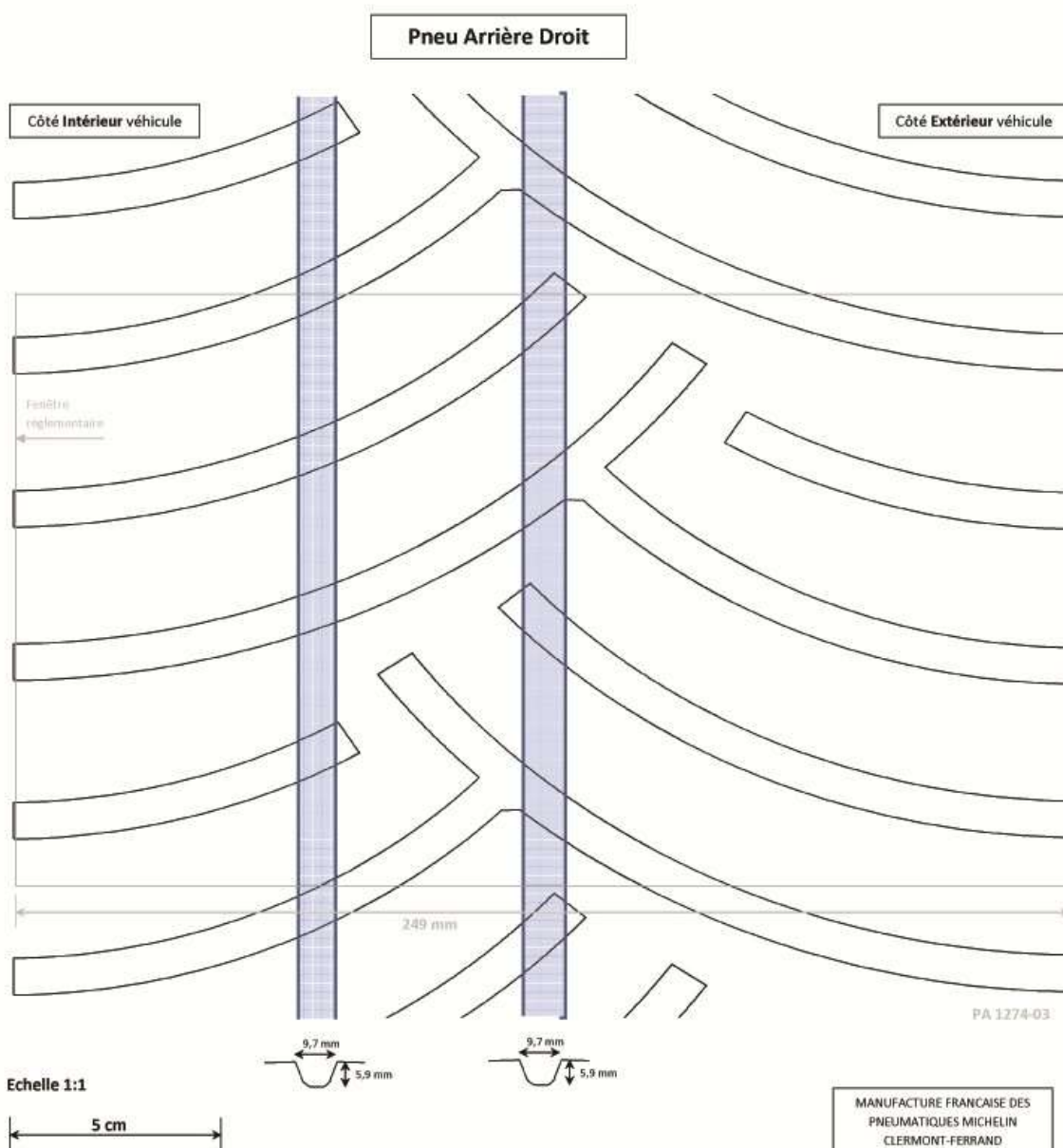


Domaine : Rallye Asphalte

Dimension : 29 / 65 - 18

Entaillement surfacique sur fenêtre de 249 mm de large : 31 %

Clermont-Ferrand le 18/12/2013



RGT only - 29/65-18

Circonférentielles sont coupées à la main.

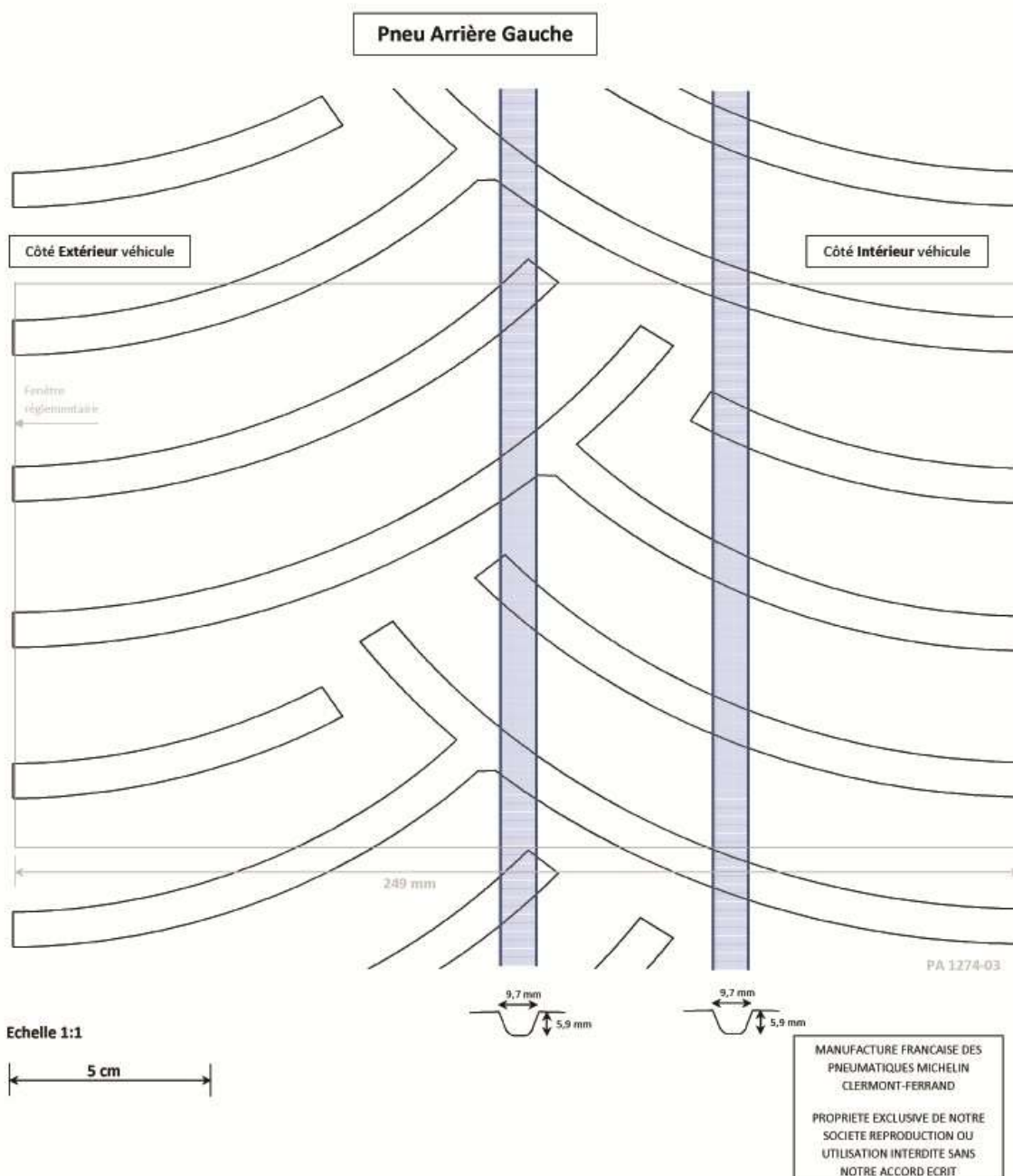


Domaine : Rallye Asphalte

Dimension : 29 / 65 - 18

Entaillement surfacique sur fenêtre de 249 mm de large : 31 %

Clermont-Ferrand le 18/12/2013

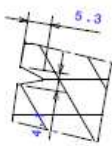
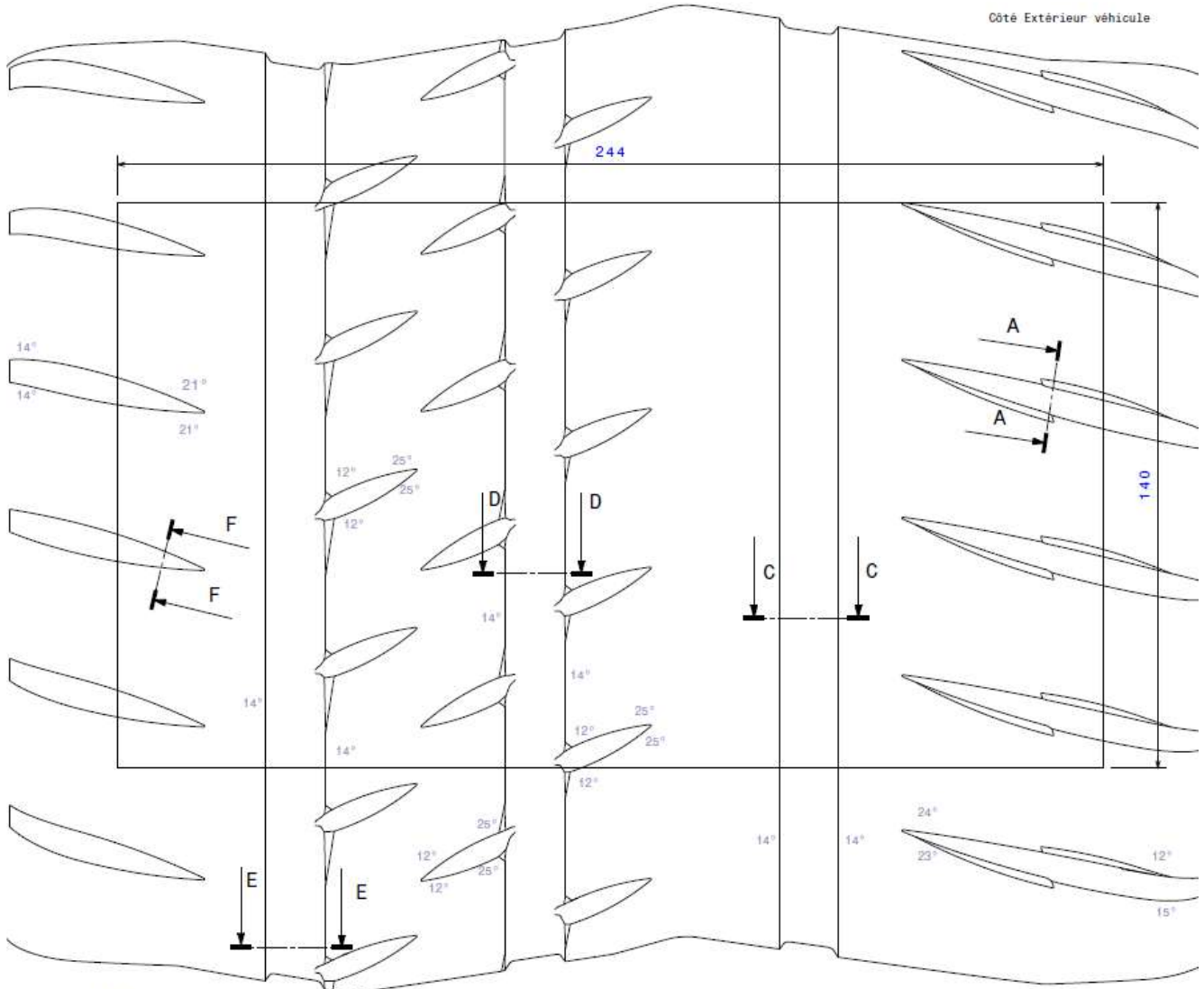


RGT only - 29/65-18

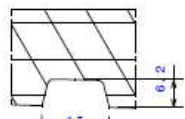


Domaine : Rallye Asphalte
 Dimension : 29/65 R18
 Plan de la sculpture : Pilot Sport R
 Entaillement Surfaccique dans fenetre règlementaire : 22.6 % à 1.8 mm d'usure
 : 19.2 % à 5.5 mm d'usure

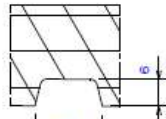
Clermont-Ferrand le 28/02/2018



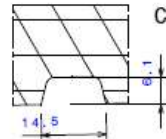
Coupe F-F



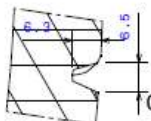
Coupe E-E



Coupe D-D

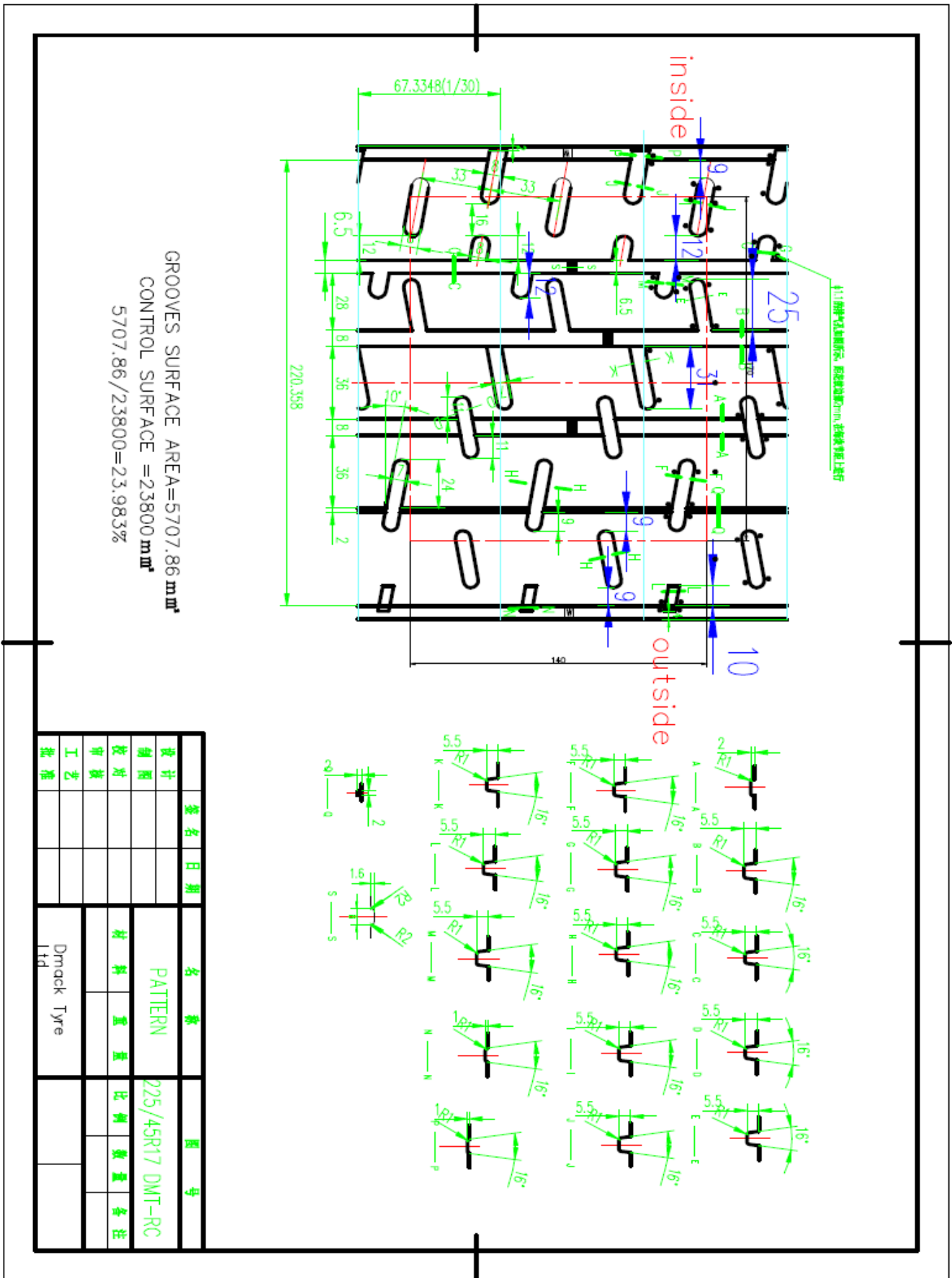


Coupe C-C

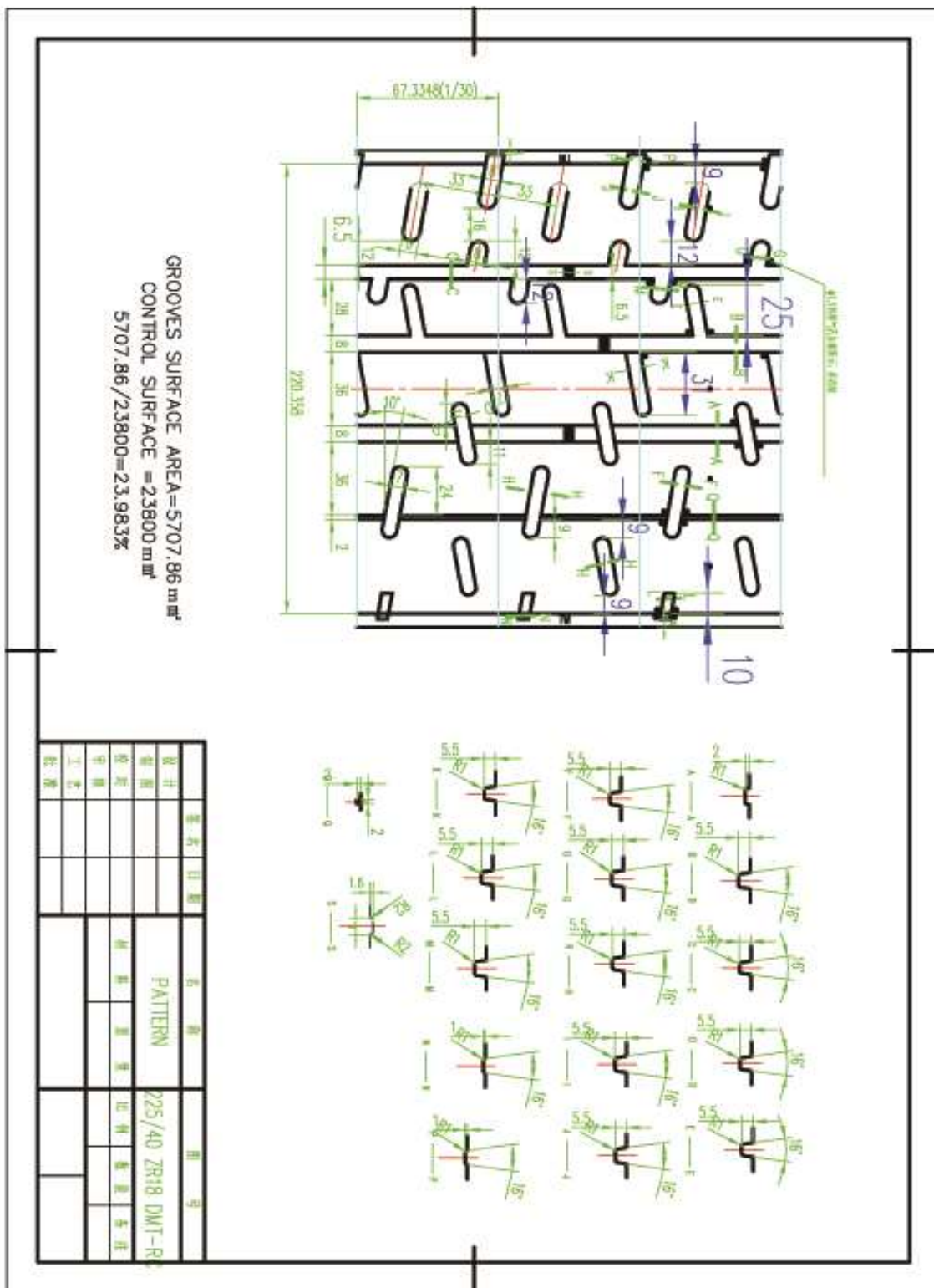


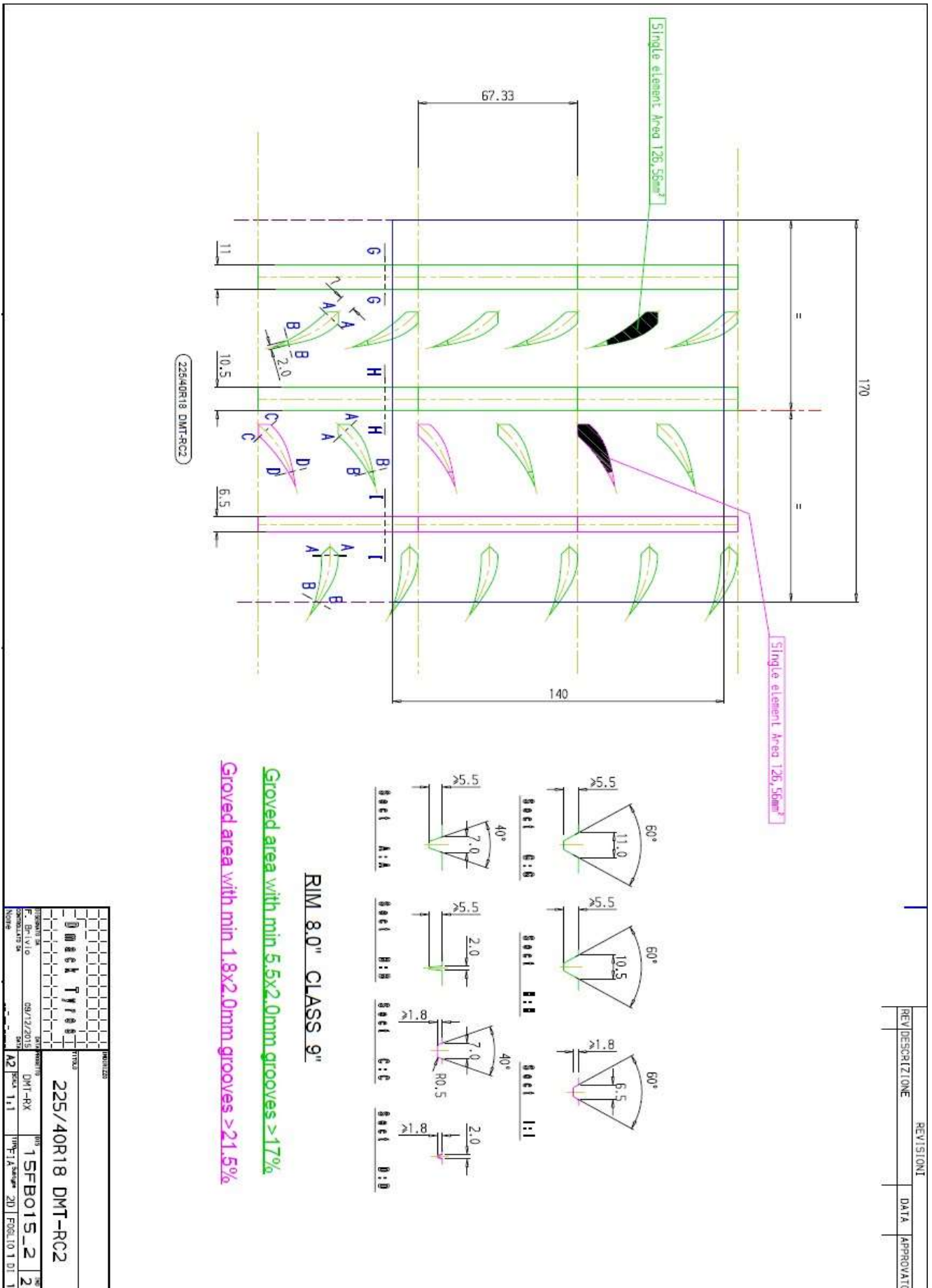
Coupe A-A

MANUFACTURE FRANCAISE DES PNEUMATIQUES MICHELIN
 CLERMONT-FERRAND
 PROPRIETE EXCLUSIVE DE NOTRE SOCIETE
 REPRODUCTION OU UTILISATION INTERDITE SANS
 NOTRE ACCORD ECRIT

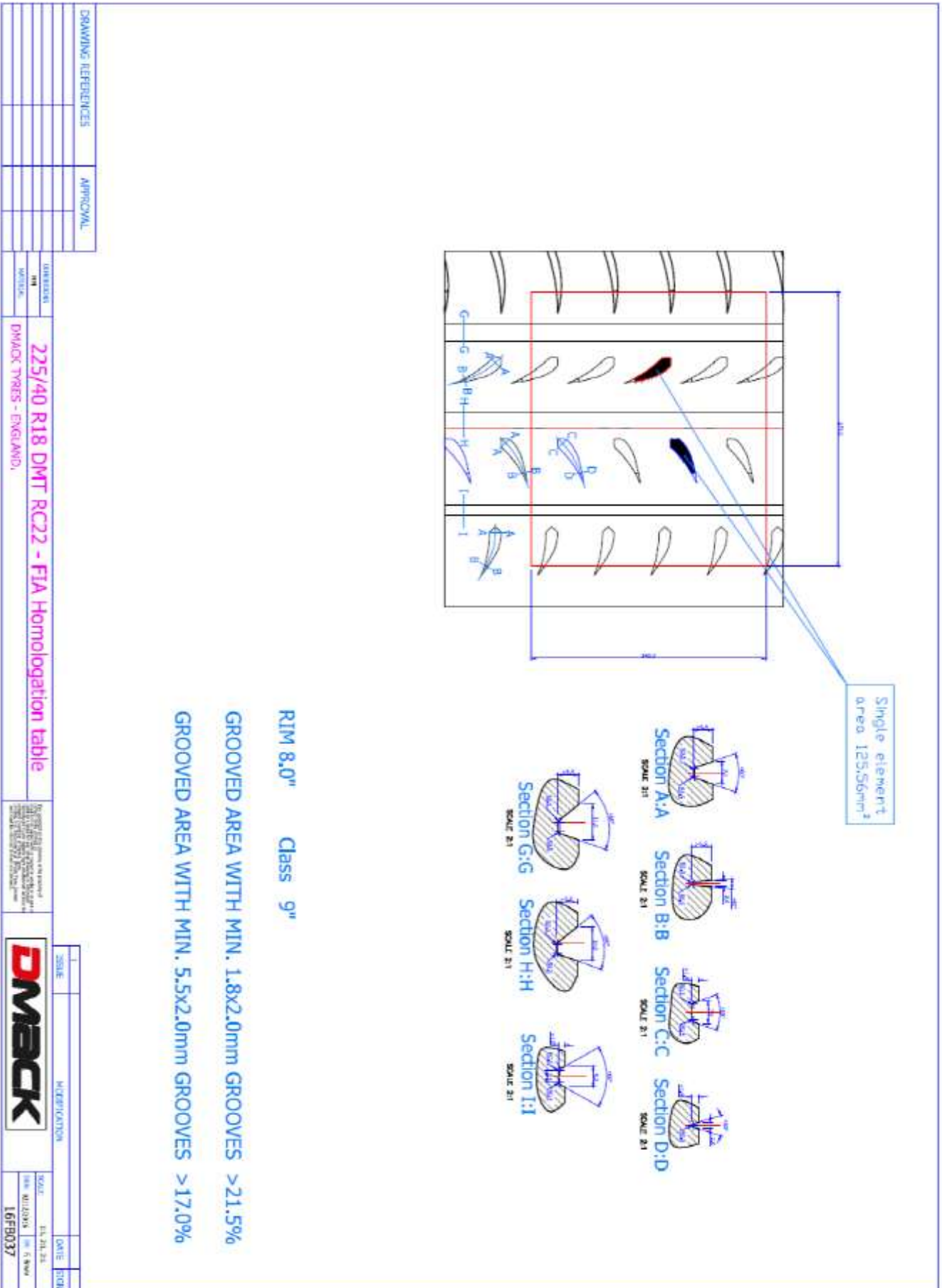


18" - 225/40-18





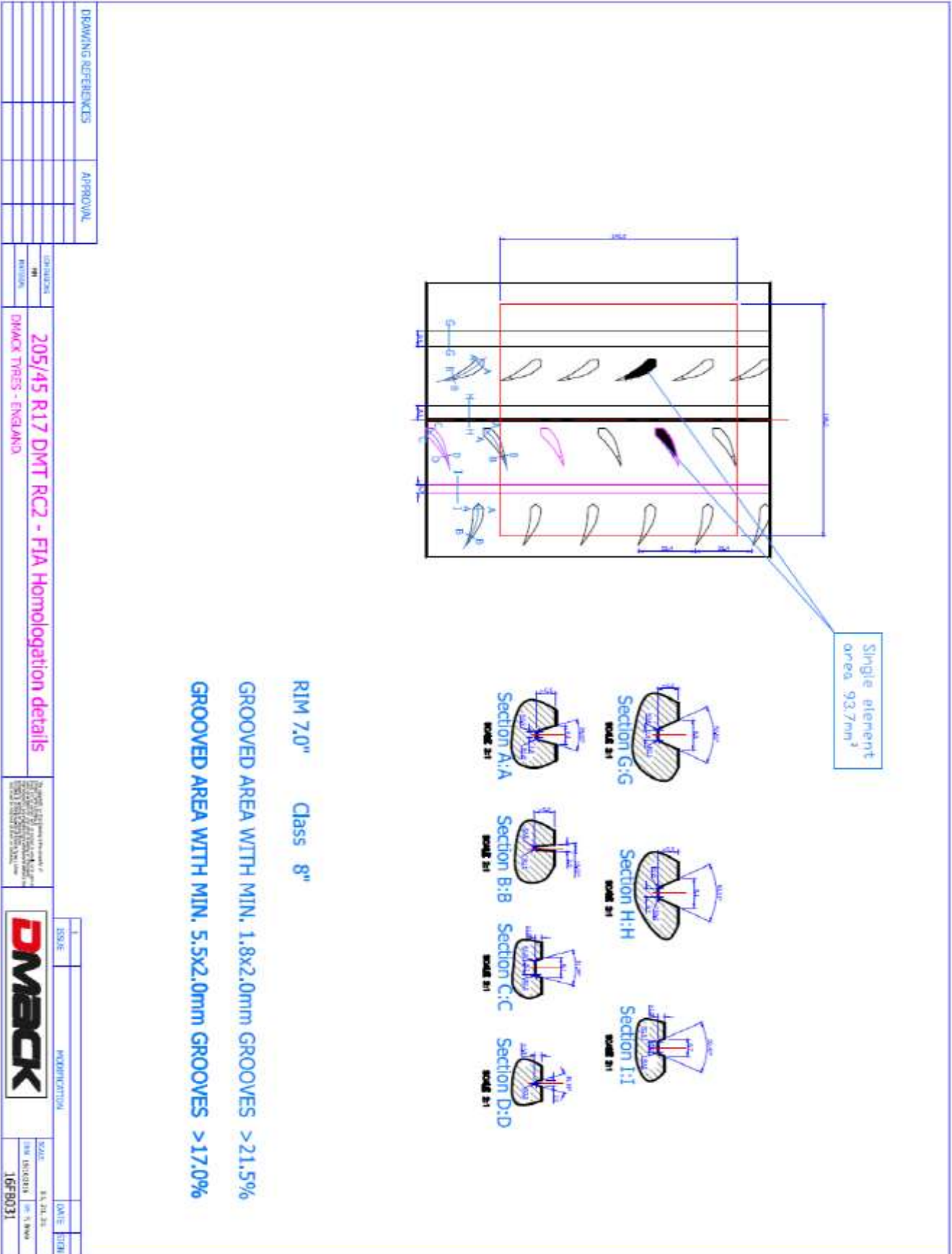
18" - 225/40-18



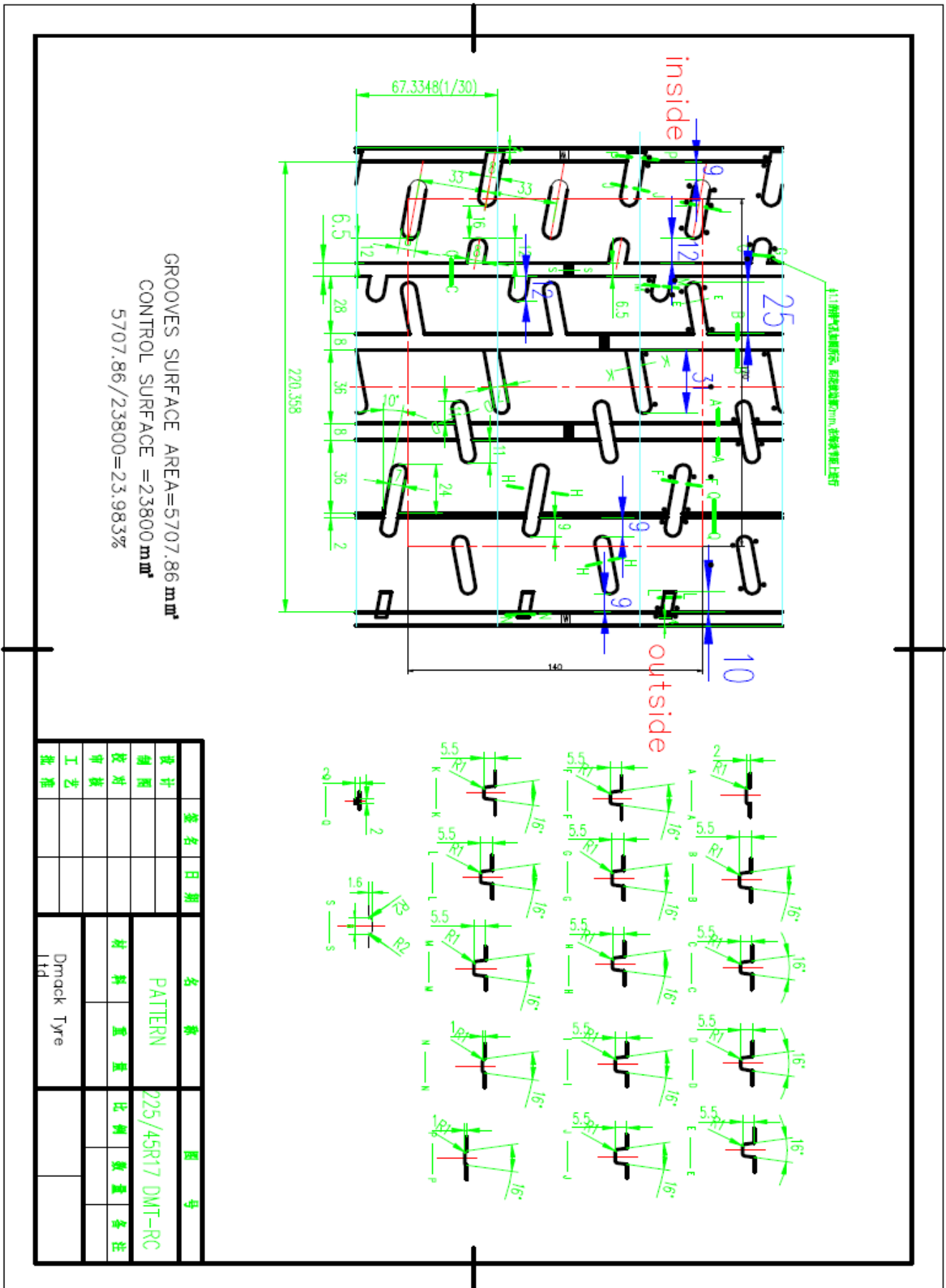
DMACK Tyres 18" - 225/40-18

DRAWING REFERENCES	APPROVAL	DRAWING NO. 225/40R18 Ewet - Homologation details	TITLE DMACK TYRES - ENGLAND	DATE 14.11.11	DRAWN BY 16FB001
<p style="text-align: center;">Tread Pattern Detail SCALE 1:1</p>					
<p style="text-align: center;"> Section A:A SCALE 1:1 Section B:B SCALE 1:1 Section C:C SCALE 1:1 Section E:E SCALE 1:1 </p>					
<p style="color: magenta;">RIM 8,0" Class 9"</p> <p style="color: magenta;">GROOVED AREA WITH MIN. 5.5x2.0mm GROOVES > 27.5%</p>					

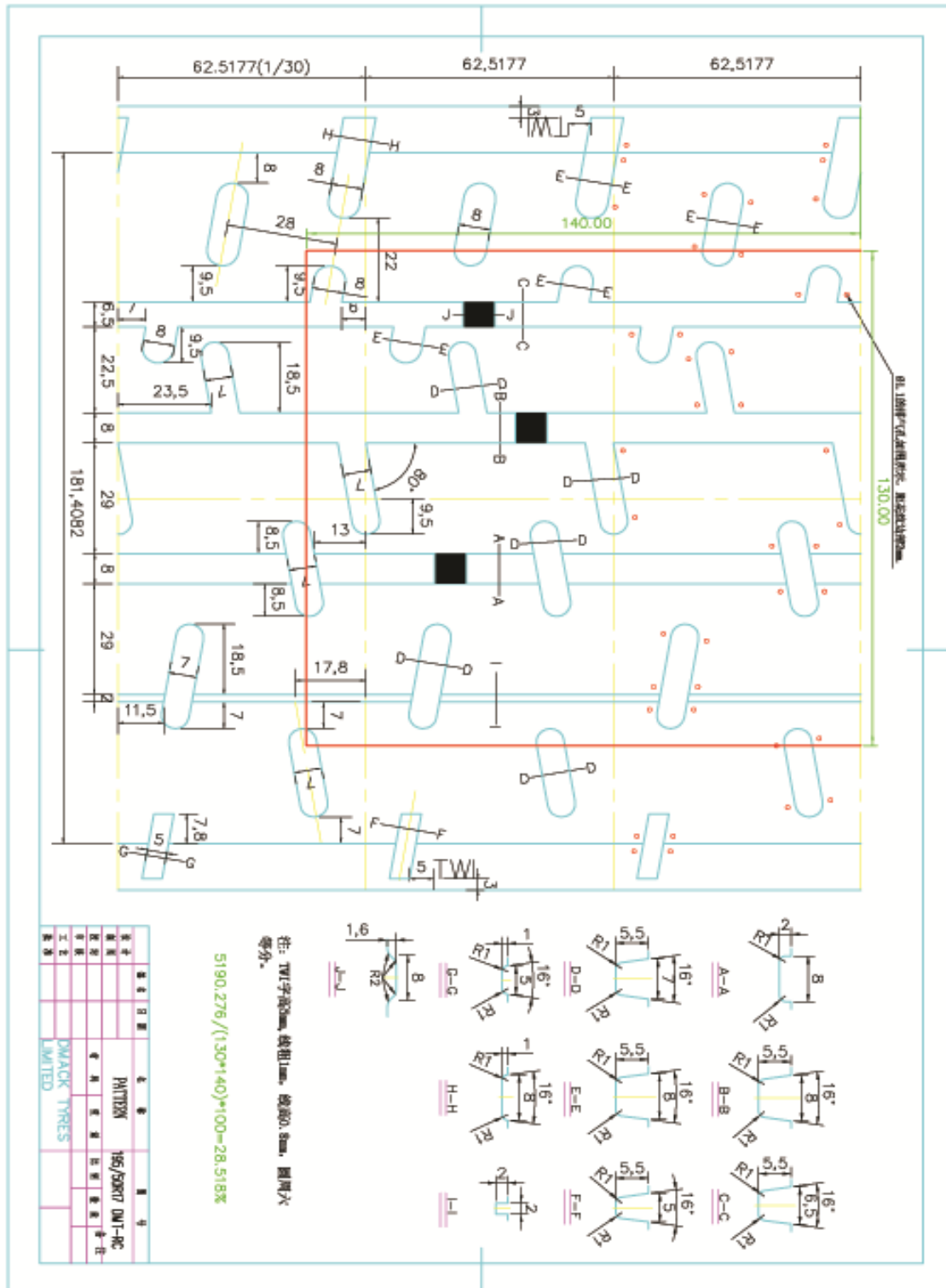
17" - 205/45-17



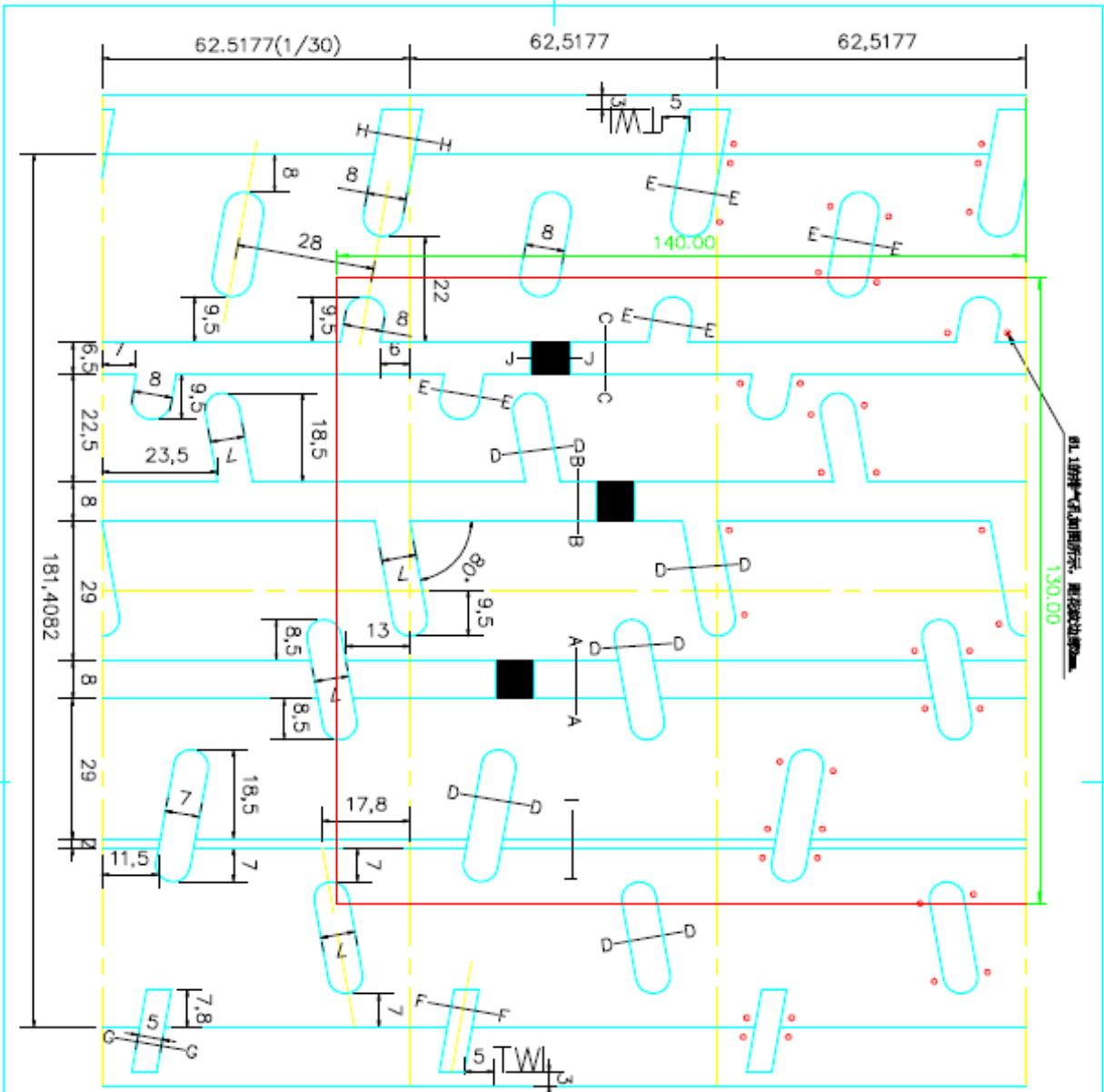
17" - 225/45-17



17" - 195/50-17

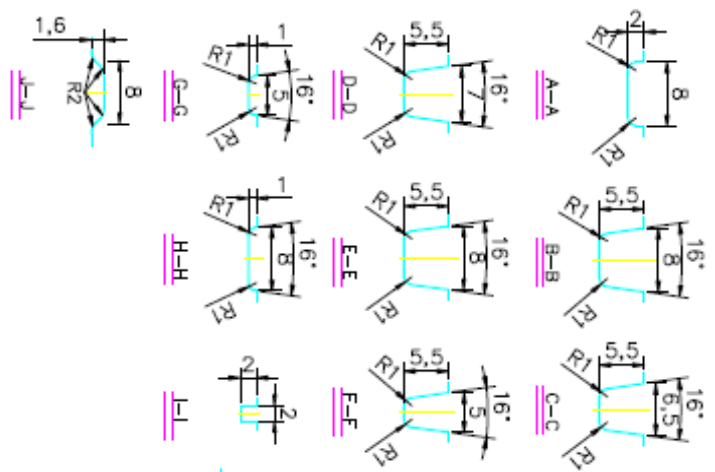


16" - 195/50-16


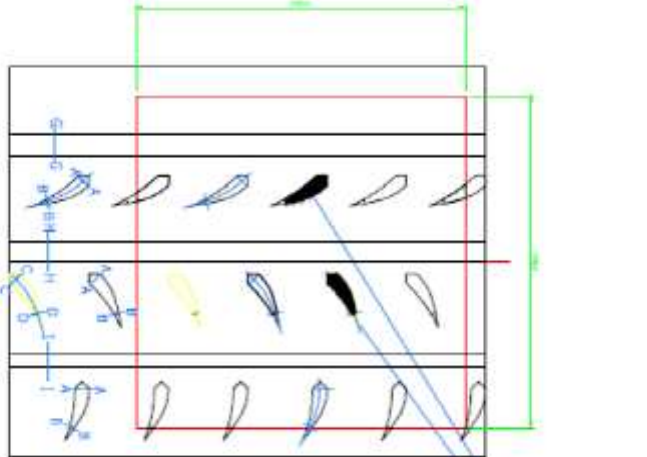
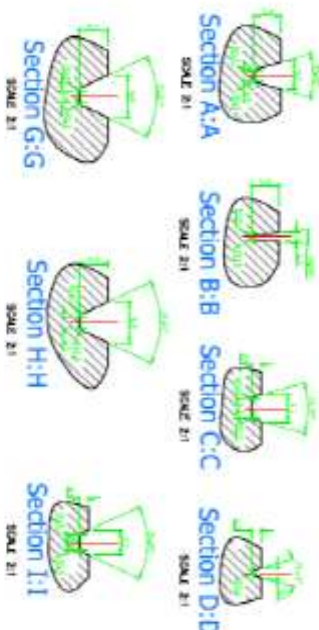


规格	195/50R16 DMF-RC
花纹	PATTERN
品牌	DMACK TYRES LIMITED
备注	

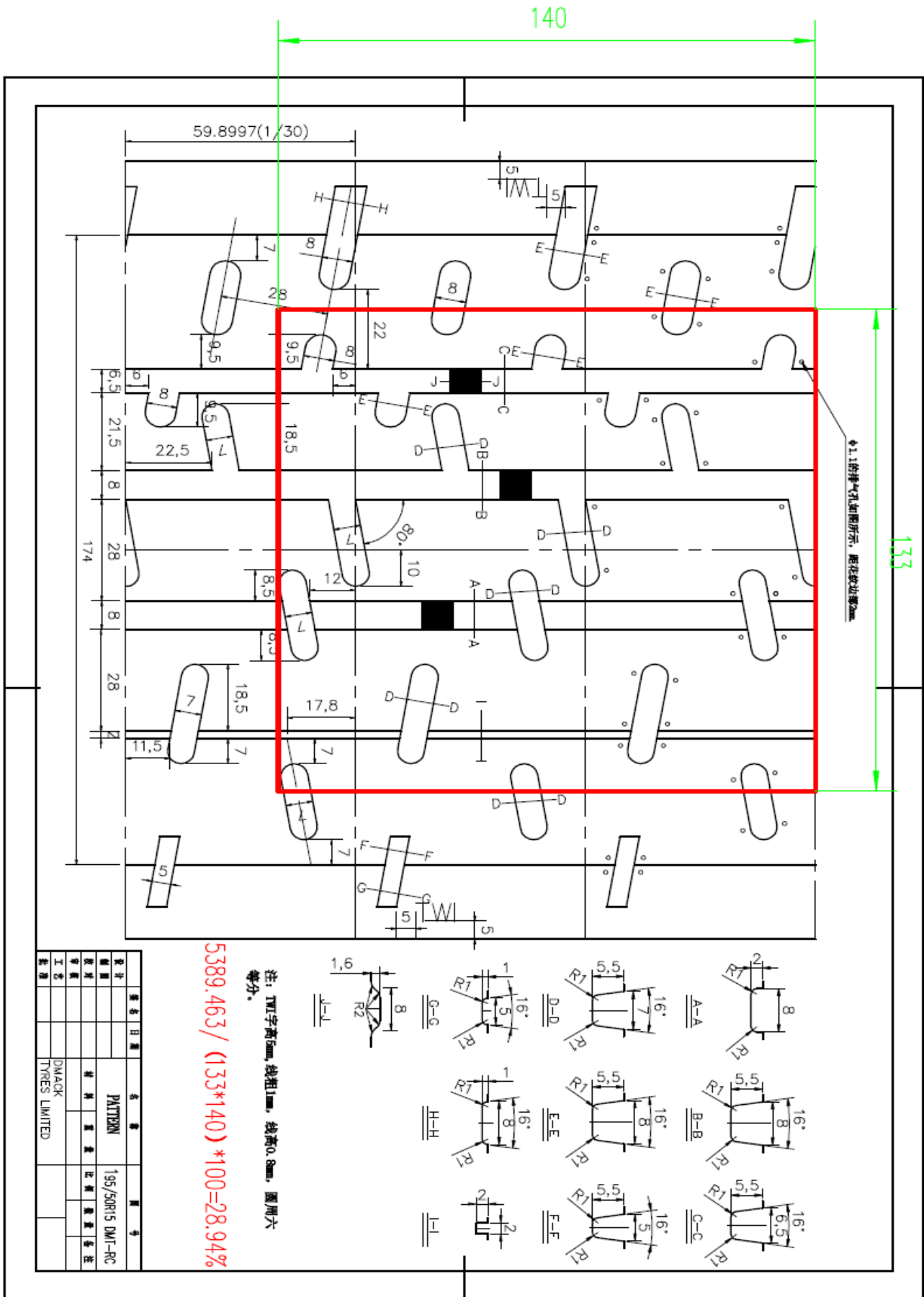
注: TW字高5mm, 线距1mm, 线宽0.8mm, 圆角六等分。
 $5190.276 / (130 + 140) * 100 = 28.518\%$



16" - 195/50-16

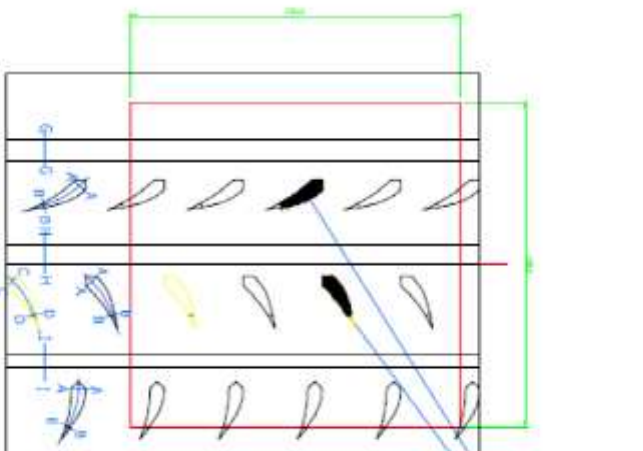
DRAWING REFERENCES	APPROVAL	DRAWN BY	CHECKED BY	DATE	SCALE
<p>195/50 R16 DMT RC2 - FIA Homologation table</p> <p>DMACK TYRES - ENGLAND</p>					
<p>RIM 7.0" Class 8"</p> <p>GROOVED AREA WITH MIN. 1.8x2.0mm GROOVES >21.5%</p> <p>GROOVED AREA WITH MIN. 5.5x2.0mm GROOVES >17.0%</p>					
<p>Section A:A</p> <p>Section B:B</p> <p>Section C:C</p> <p>Section D:D</p> <p>Section G:G</p> <p>Section H:H</p> <p>Section I:I</p>					
<p>DMACK</p>		<p>SCALE: 1:1</p> <p>DATE: 17/03/2013</p>			

15" - 195/50-15

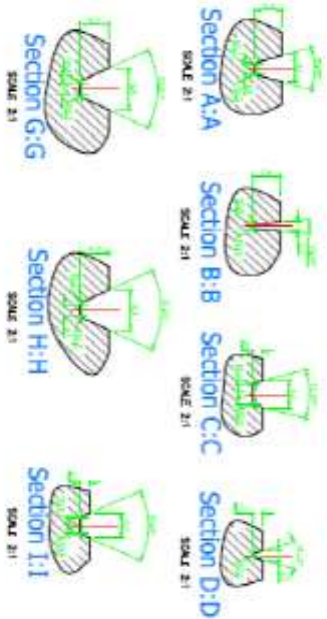


15" - 195/50-15

DRAWING REFERENCES	APPROVAL	DIMENSIONS UNIT: mm MODEL:	195/50 R15 DMT RC2 - FIA Homologation table DMACK TYRES - ENGLAND	ISSUE: 1 MODIFICATION: DATE: 13.11.14 BY: 17FB004
--------------------	----------	----------------------------------	---	--



Single element
Gr=90 93.47mm



Section A:A
SCALE 2:1

Section B:B
SCALE 2:1

Section C:C
SCALE 2:1

Section D:D
SCALE 2:1

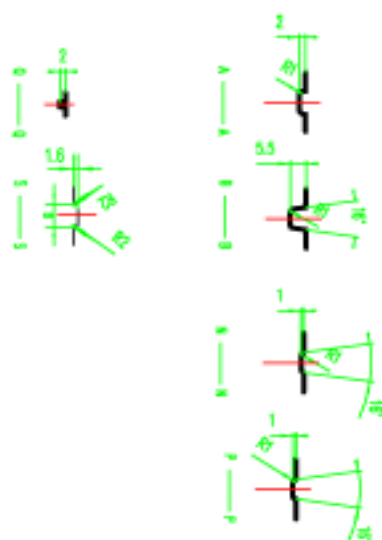
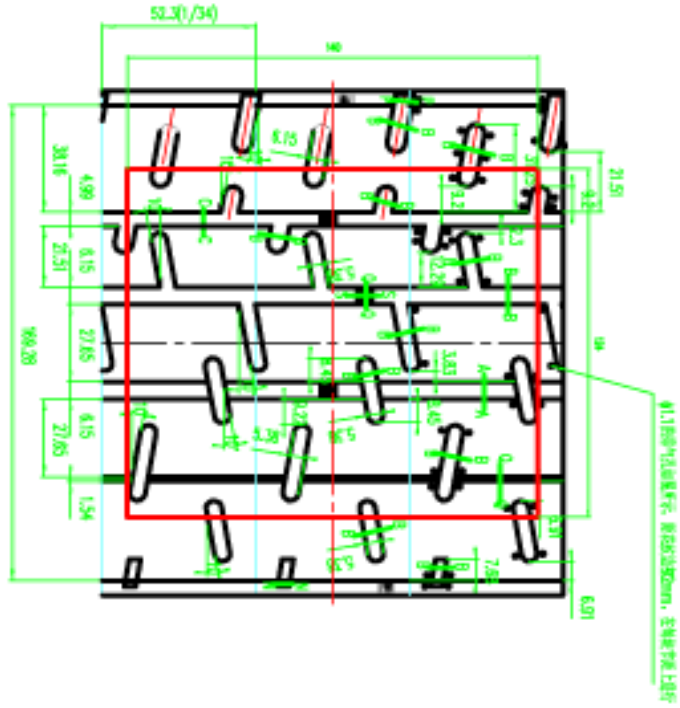
Section G:G
SCALE 2:1

RIM 7.0" Class 8"

GROOVED AREA WITH MIN. 1.8x2.0mm GROOVES >21.5%

GROOVED AREA WITH MIN. 5.5x2.0mm GROOVES >17.0%

14" - 175/60R14

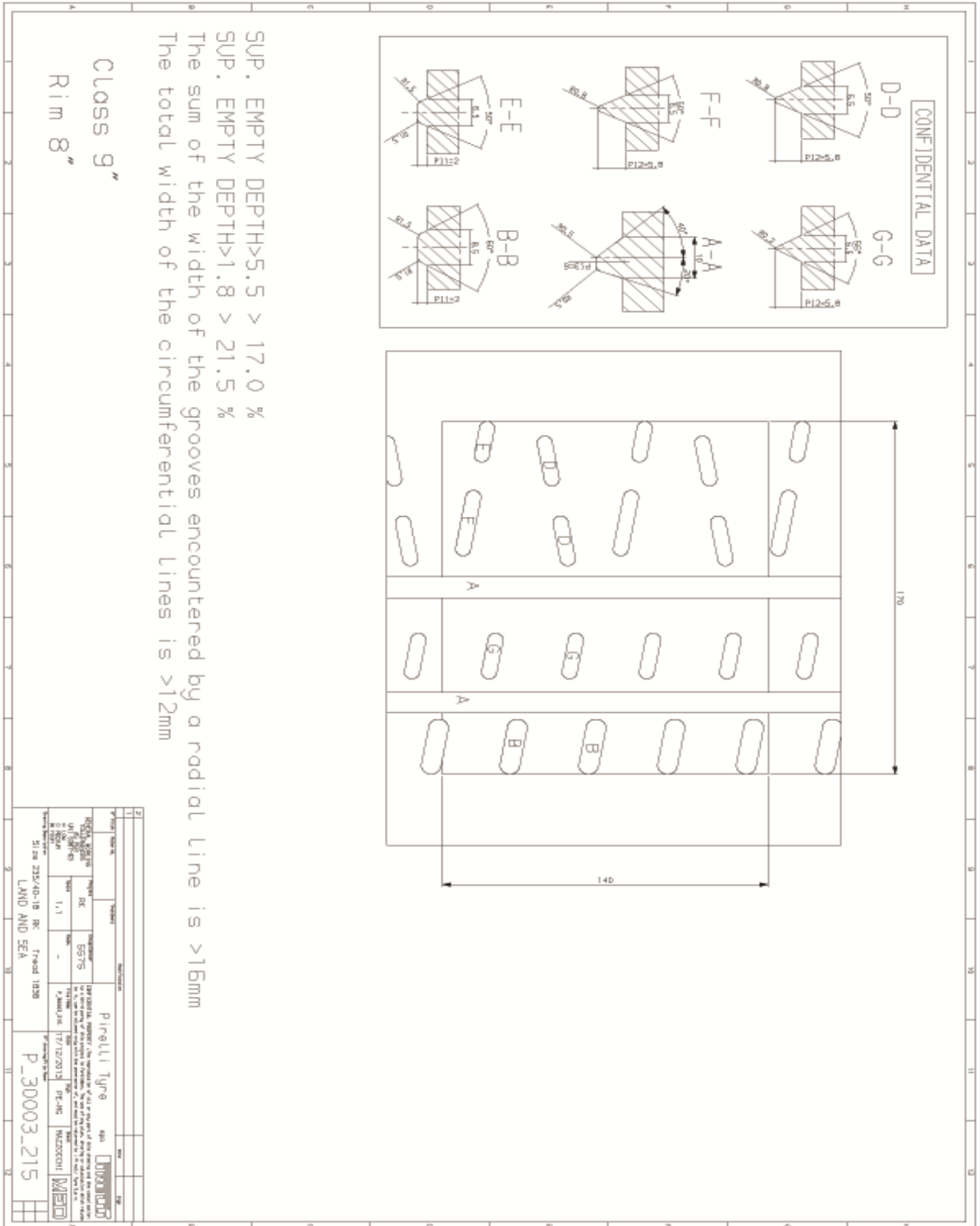


GROOVES SURFACE AREA=4292.808;
 CONTROL SURFACE 17360;
 4292.808/17360=24.728%

设计	审核	日期	名称	图号
设计			TREAD	175/60R14 DM1-RC
制图				
校对			材料	重量
审核			比例	数量
工艺				备注
批准			DMACK TYRES LTD	

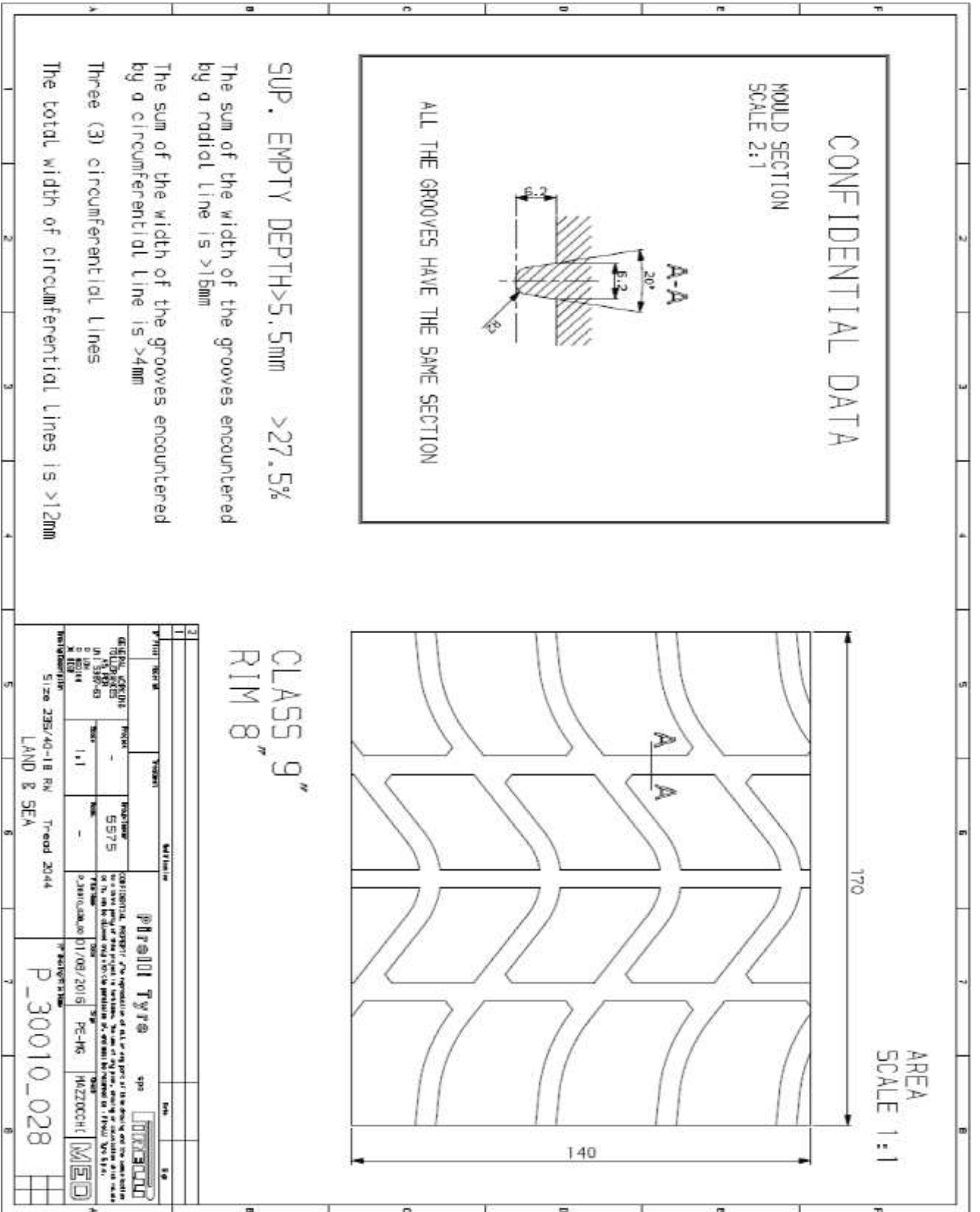


18" - 235/40-18



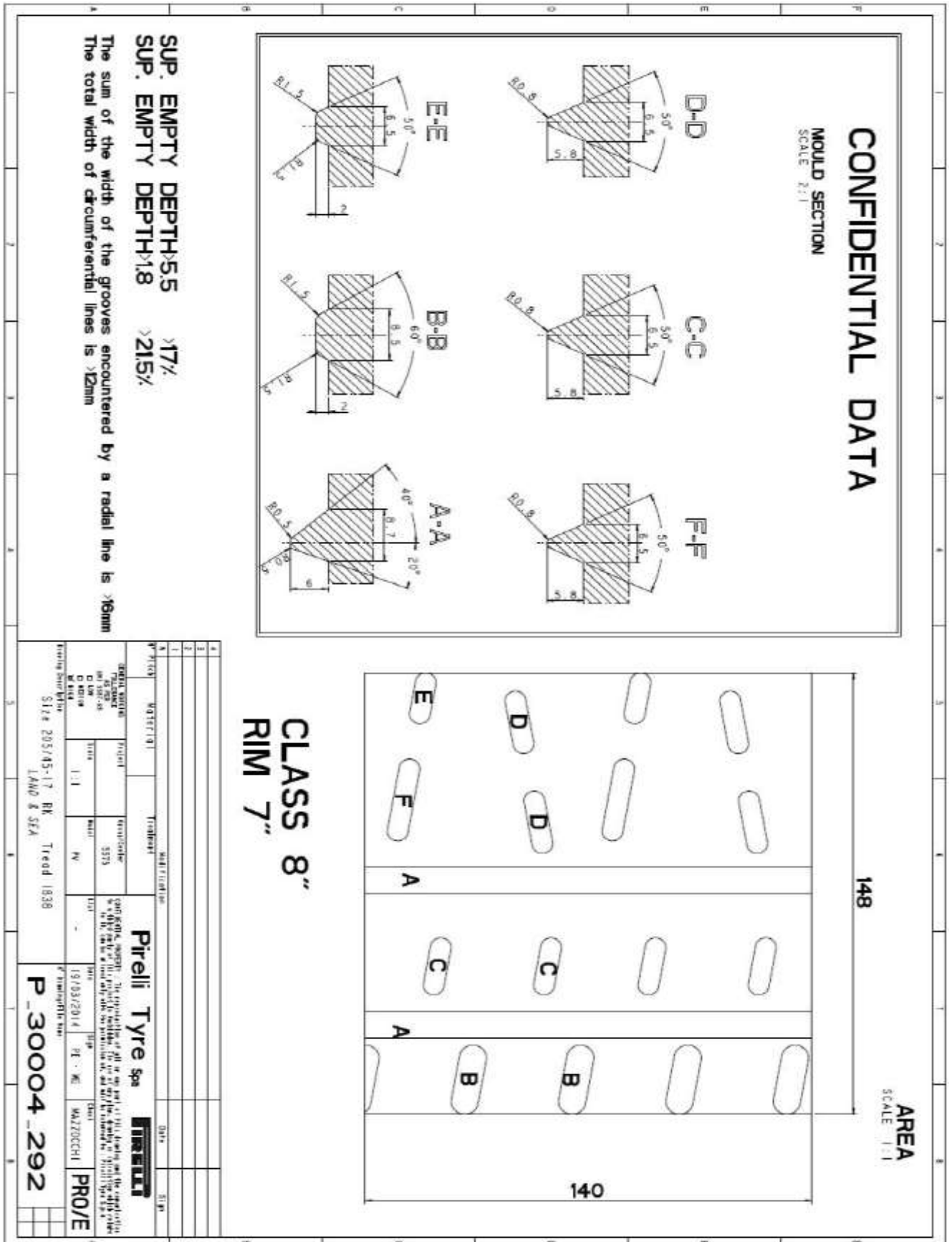


18" - 235/40-18



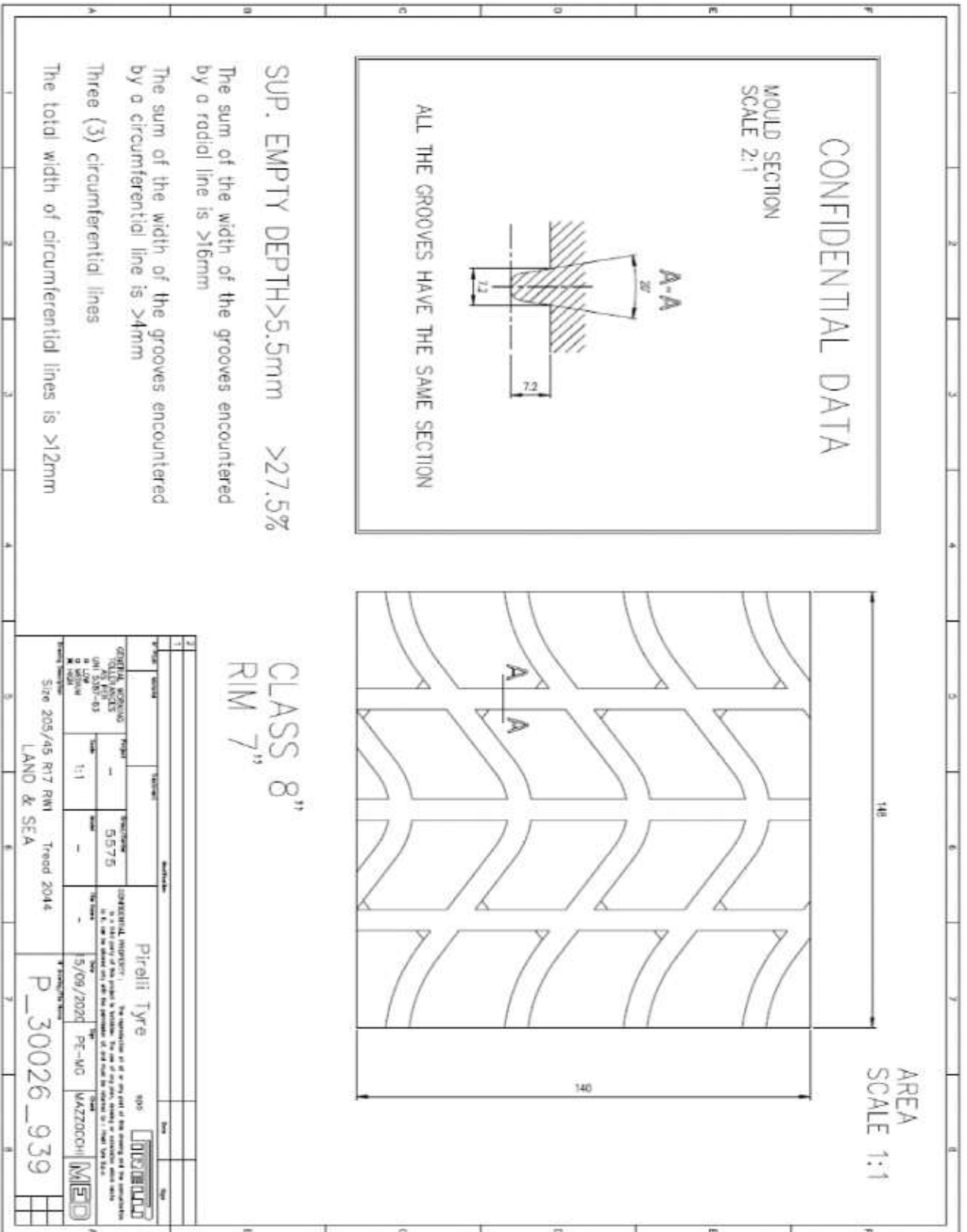


17" - 205/45 - 17



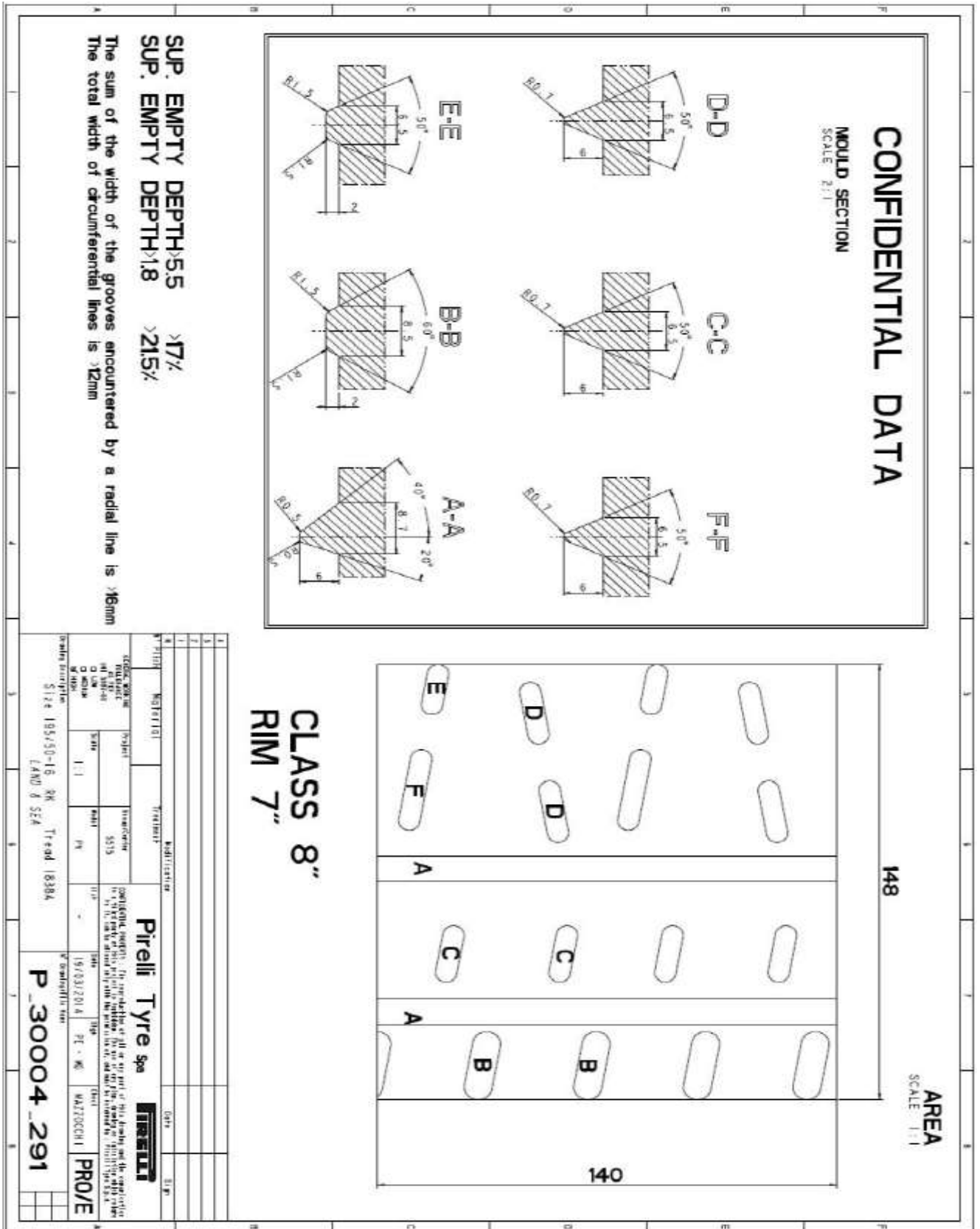


17" - 205/45 - 17





16" - 195/50-16





16" - 195/50-16

CONFIDENTIAL DATA

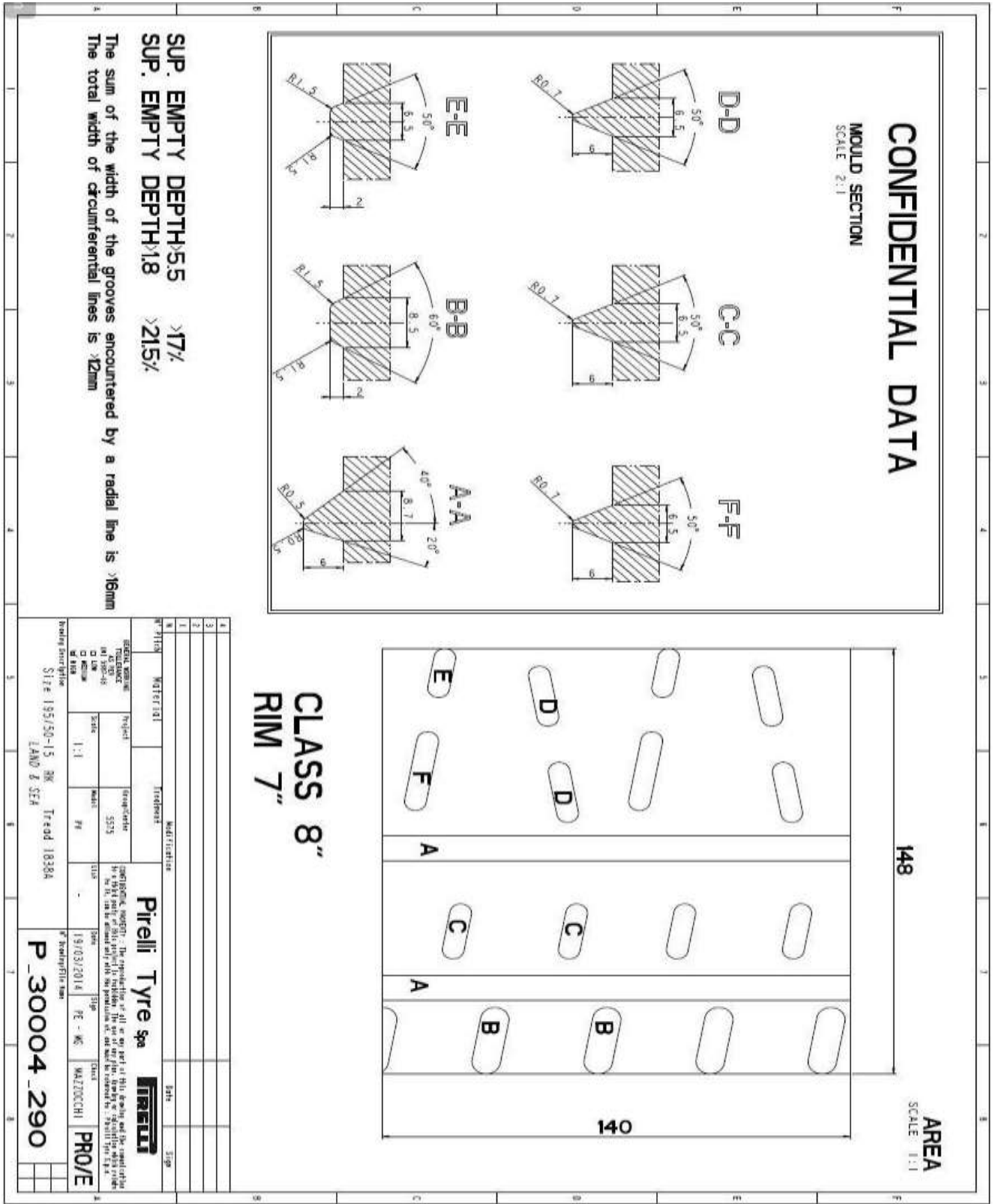
SUP. EMPTY DEPTH > 5.5 > 17.0 %
 SUP. EMPTY DEPTH > 1.8 > 21.5 %
 The sum of the width of the grooves encountered by a radial line is > 12mm
 The total width of the circumferential lines is > 16mm

Class 8"
 Rim 6.5"

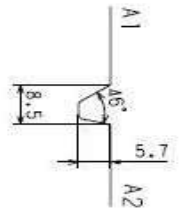
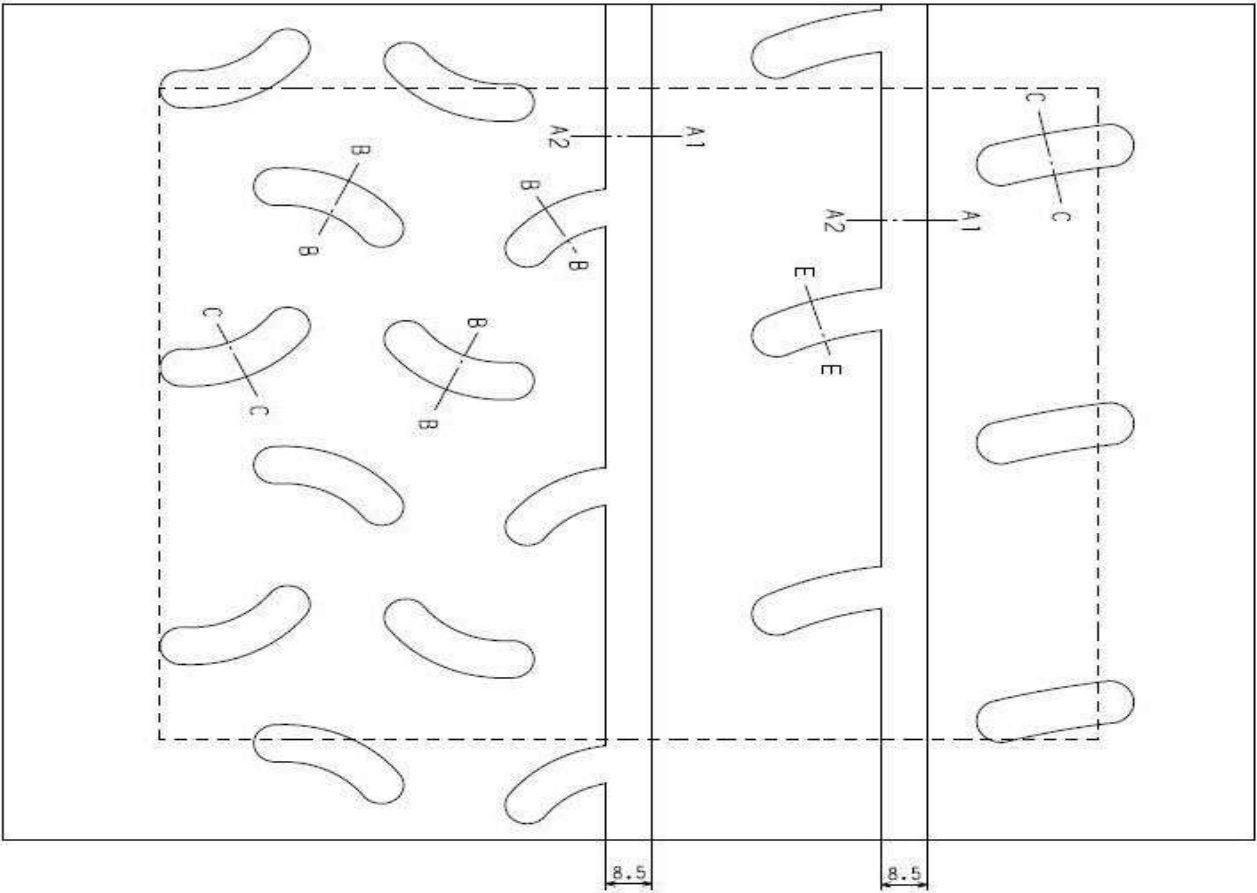
PIRELLI		CONFIDENTIAL	
Model	195/50 R16	Year	2014
Category	Racing	Material	EV
Design	EV	Version	30016_172
Date	10/05/2014	Author	EV
Site	105/20 R16 RW - Tread 2014	Product	PIRELLI
Land and Sea	LAND AND SEA	Material	EV
PIRELLI Type		CONFIDENTIAL	
PIRELLI Type		CONFIDENTIAL	
PIRELLI Type		CONFIDENTIAL	



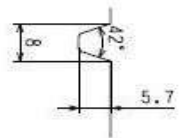
15" - 195/50-15



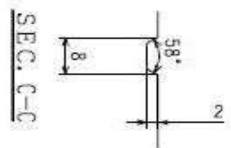
18" - 235/40-18



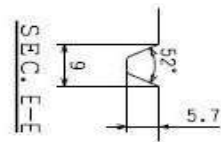
SEC. A1-A2



SEC. B-B



SEC. C-C



SEC. E-E

In the control area
 5.5mm grooves-18.1%
 Total grooves-22.2%

----- Control area 170X140

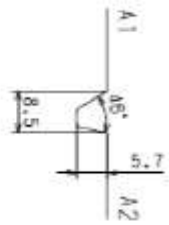
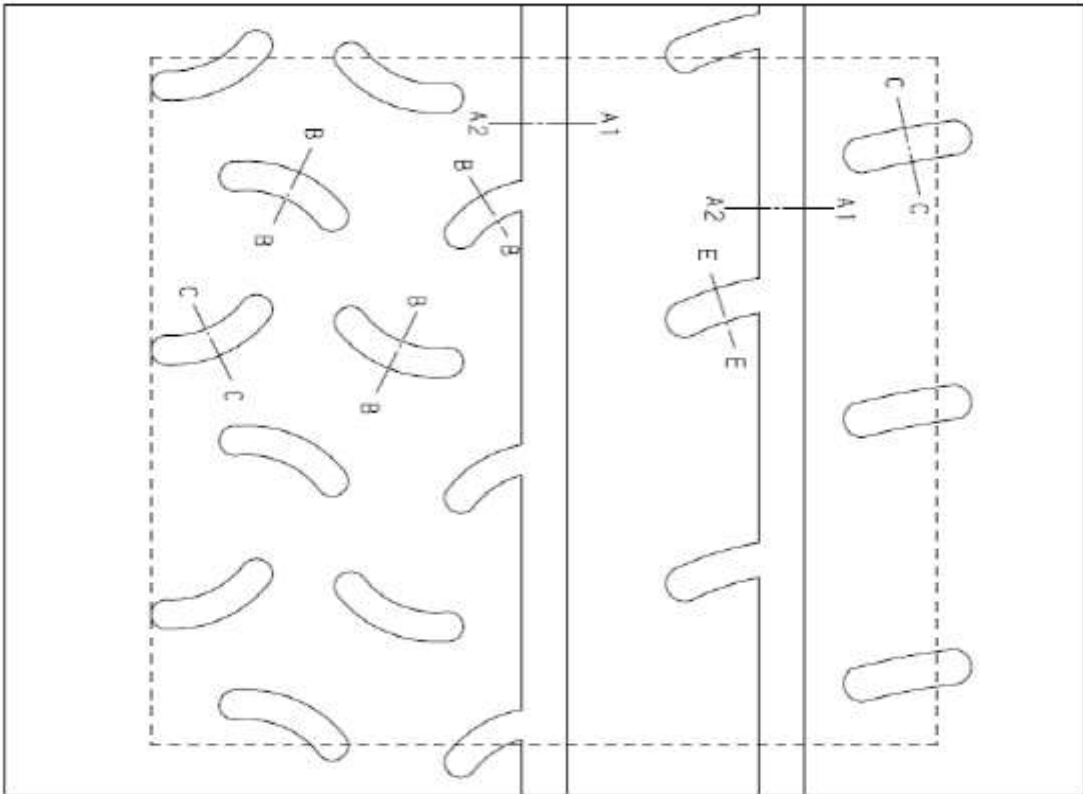
Tyre weight 9.7kg

PRODUCT NAME
YOKOHAMA ADVAN A051T

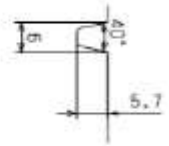
PATTERN NAME
A051A

SIZE 210/65DR18

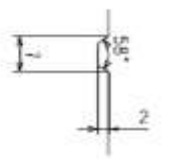
17" - 210/625-17



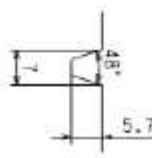
SEC. A1-A2



SEC. B-B



SEC. C-C



SEC. E-E

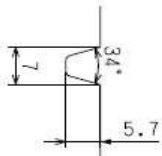
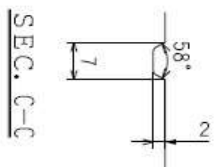
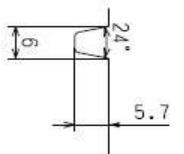
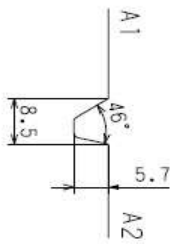
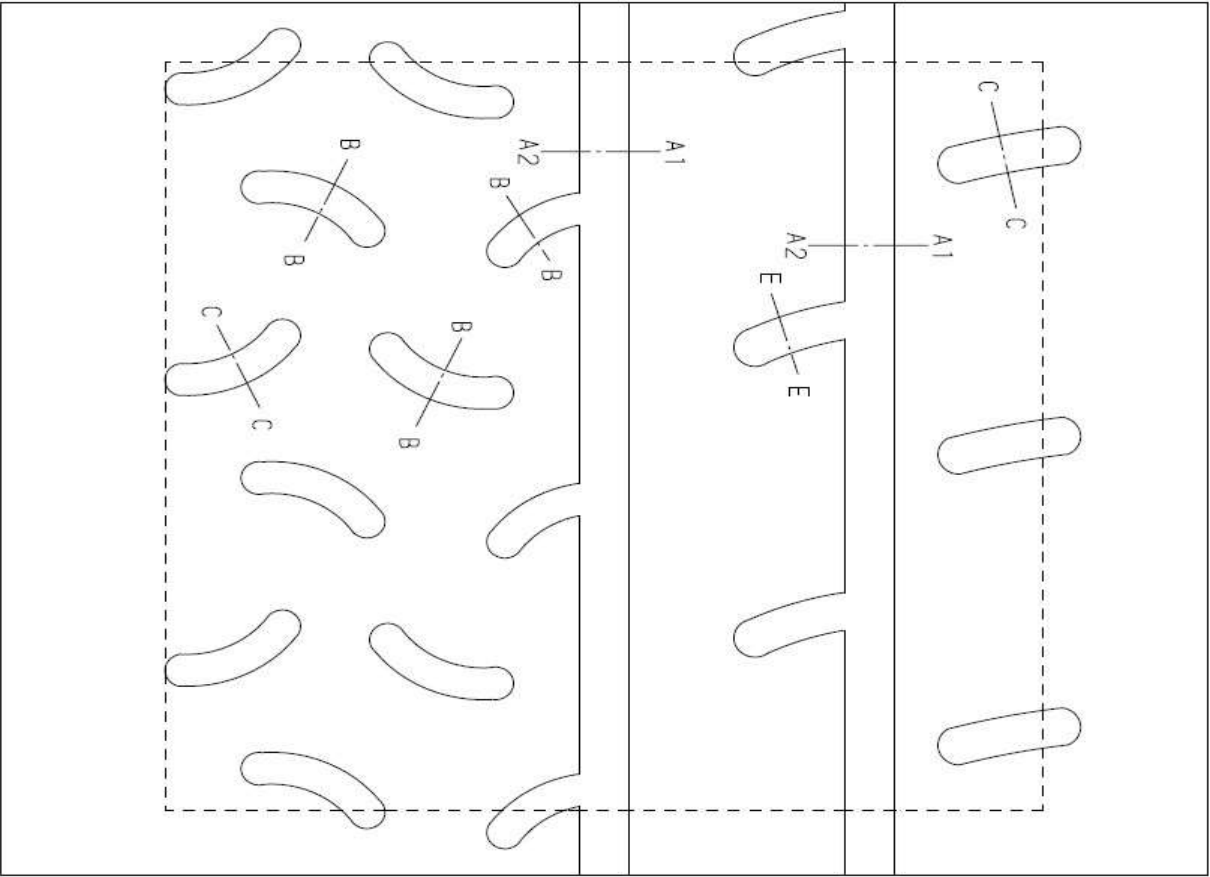
In the control area
 5.5mm grooves-17.9%
 Total grooves-21.6%

----- Control area 170X140

PRODUCT NAME
YOKOHAMA ADVAN A051T

PATTERN NAME
A051A

SIZE 210/625R17



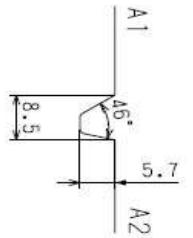
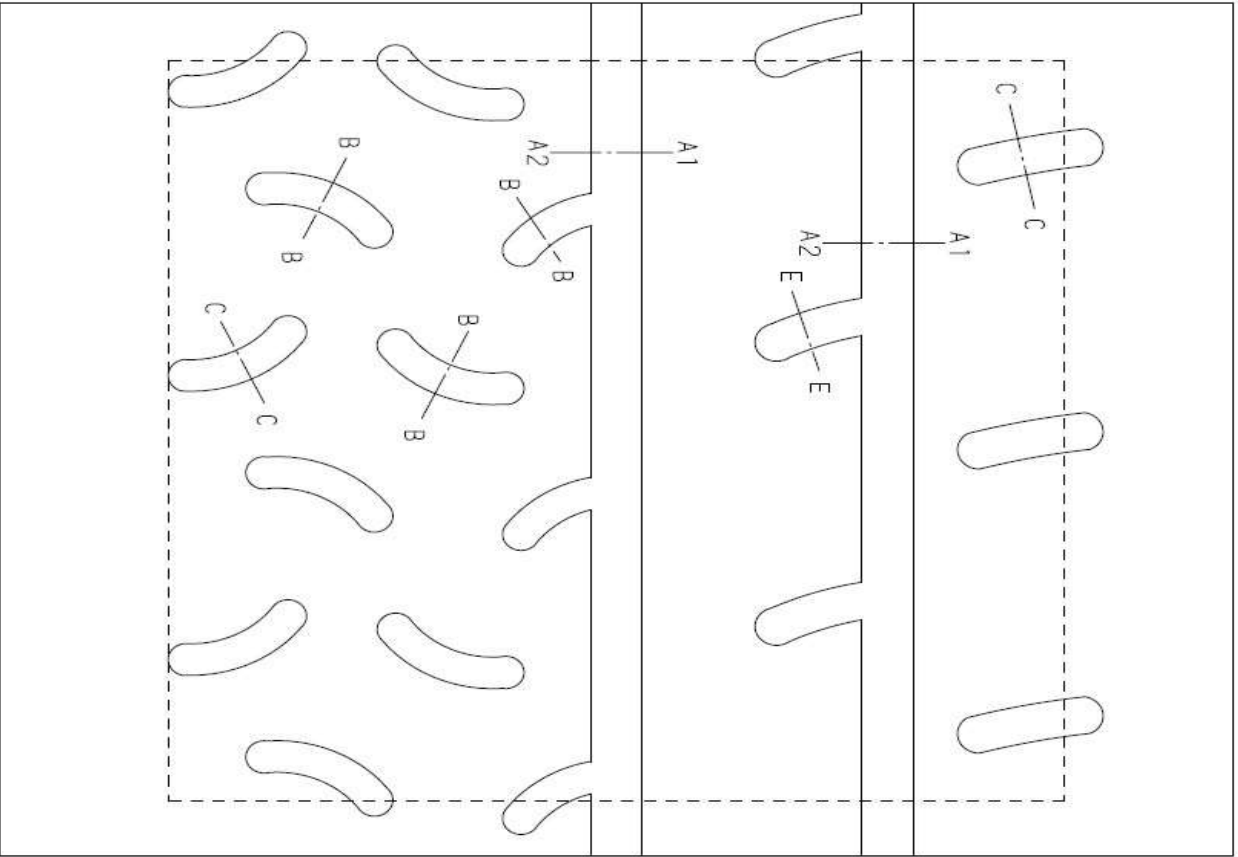
In the control area
 5.5mm grooves-18.2%
 Total grooves-22.0%

----- Control area 148X140

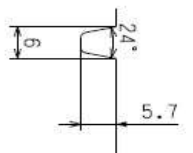
PRODUCT NAME
YOKOHAMA ADVAN A0517

PATTERN NAME
A051A

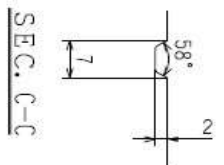
SIZE 190/625R17



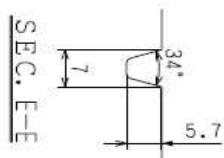
SEC. A1-A2



SEC. B-B



SEC. C-C



SEC. E-E

In the control area
 5.5mm grooves-18.1%
 Total grooves-21.9%

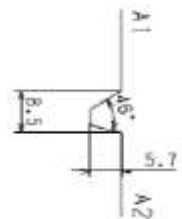
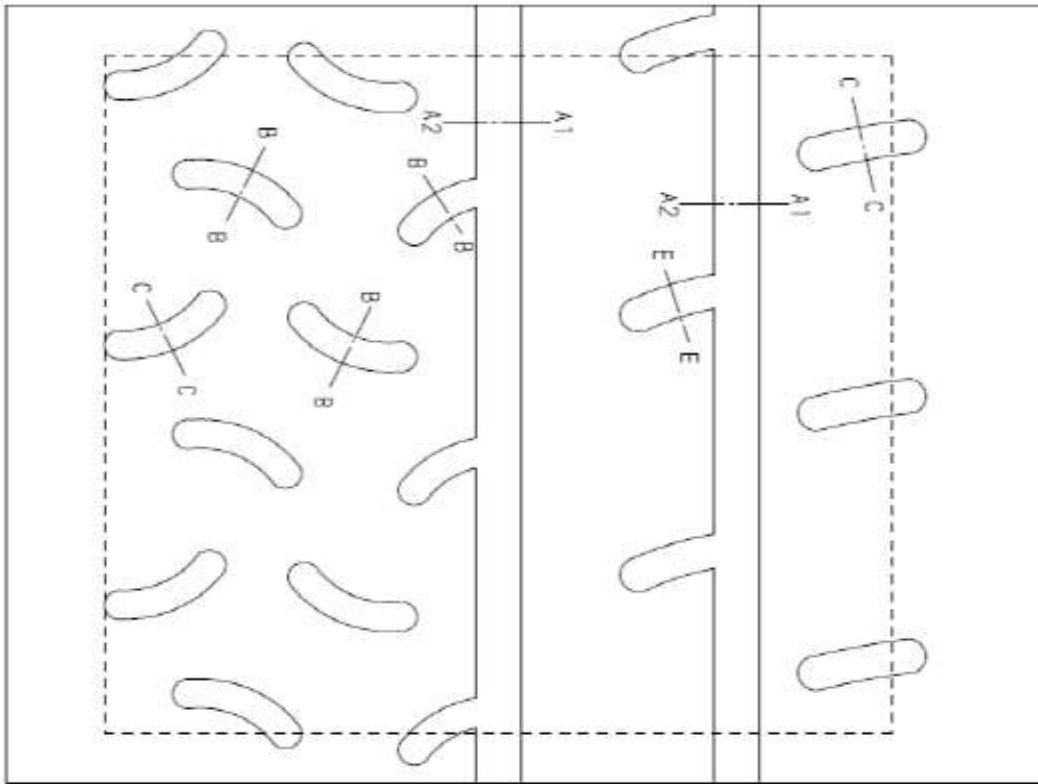
----- Control area 148X140

PRODUCT NAME
YOKOHAMA ADVAN A051T

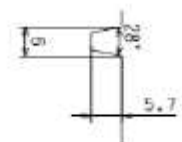
PATTERN NAME
A051A

SIZE 190/600R16

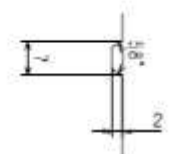
15" - 190/580-15



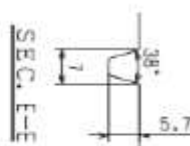
SEC. A1-A2



SEC. B-B



SEC. C-C



SEC. E-E

In the control area
 5.5mm grooves-18.2%
 Total grooves-21.6%

----- Control area 148X140

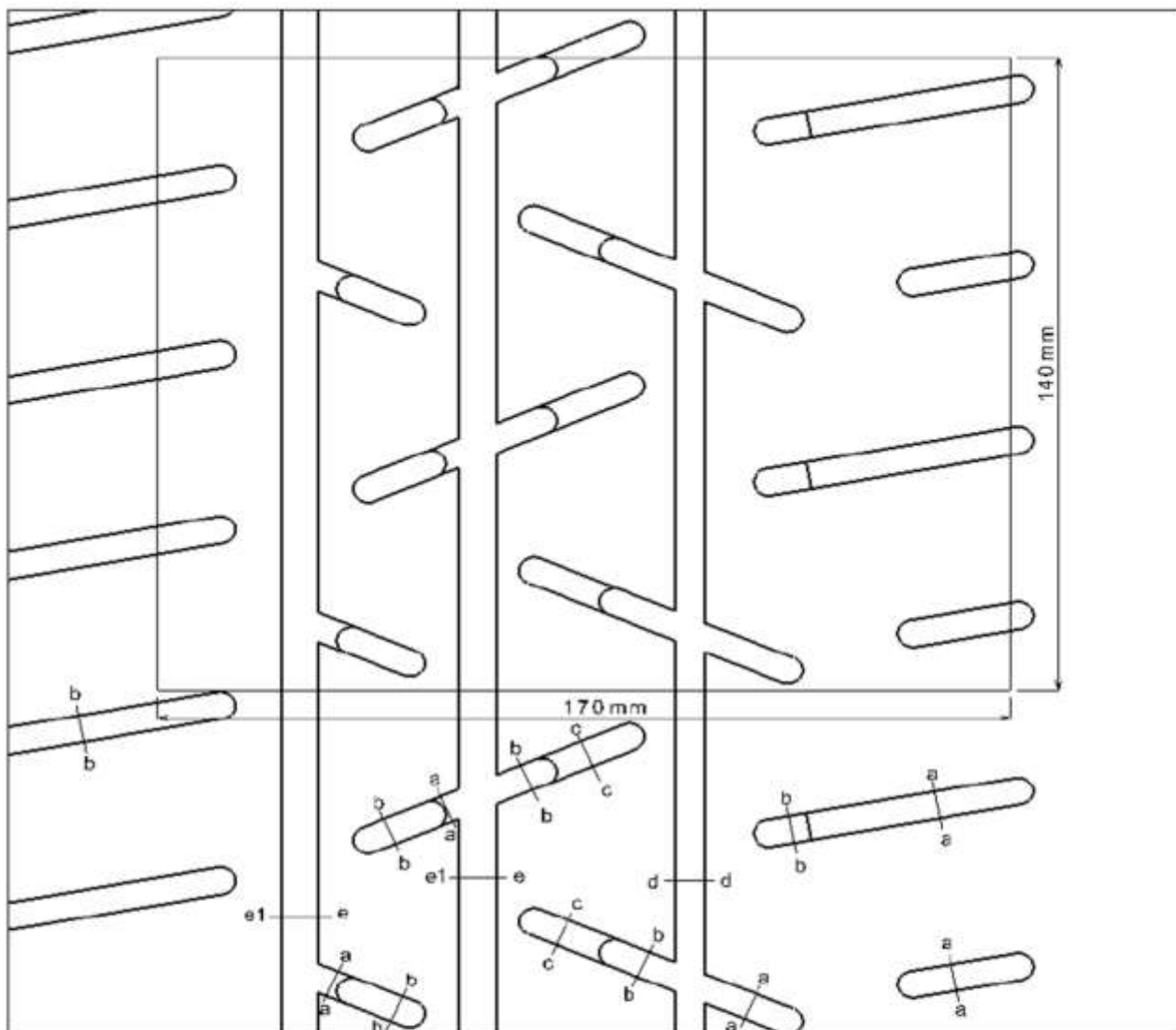
PRODUCT NAME
YOKOHAMA ADVAN AD51T

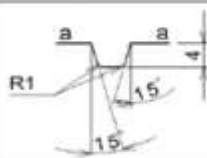
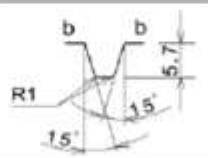
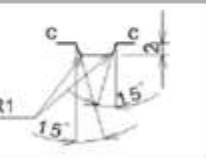
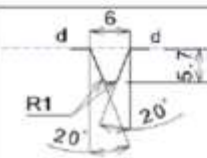
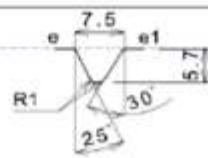
PATTERN NAME
AD51A

SIZE 190/580R15

18" - 210/650R18

Product: Ventus Z205



Sec. a-a	Sec. b-b	Sec. c-c
		
Sec. d-d	Sec. e-e1	
		

Class 9" (Rim 8")

Empty Depth > 5.5mm : 17.07%

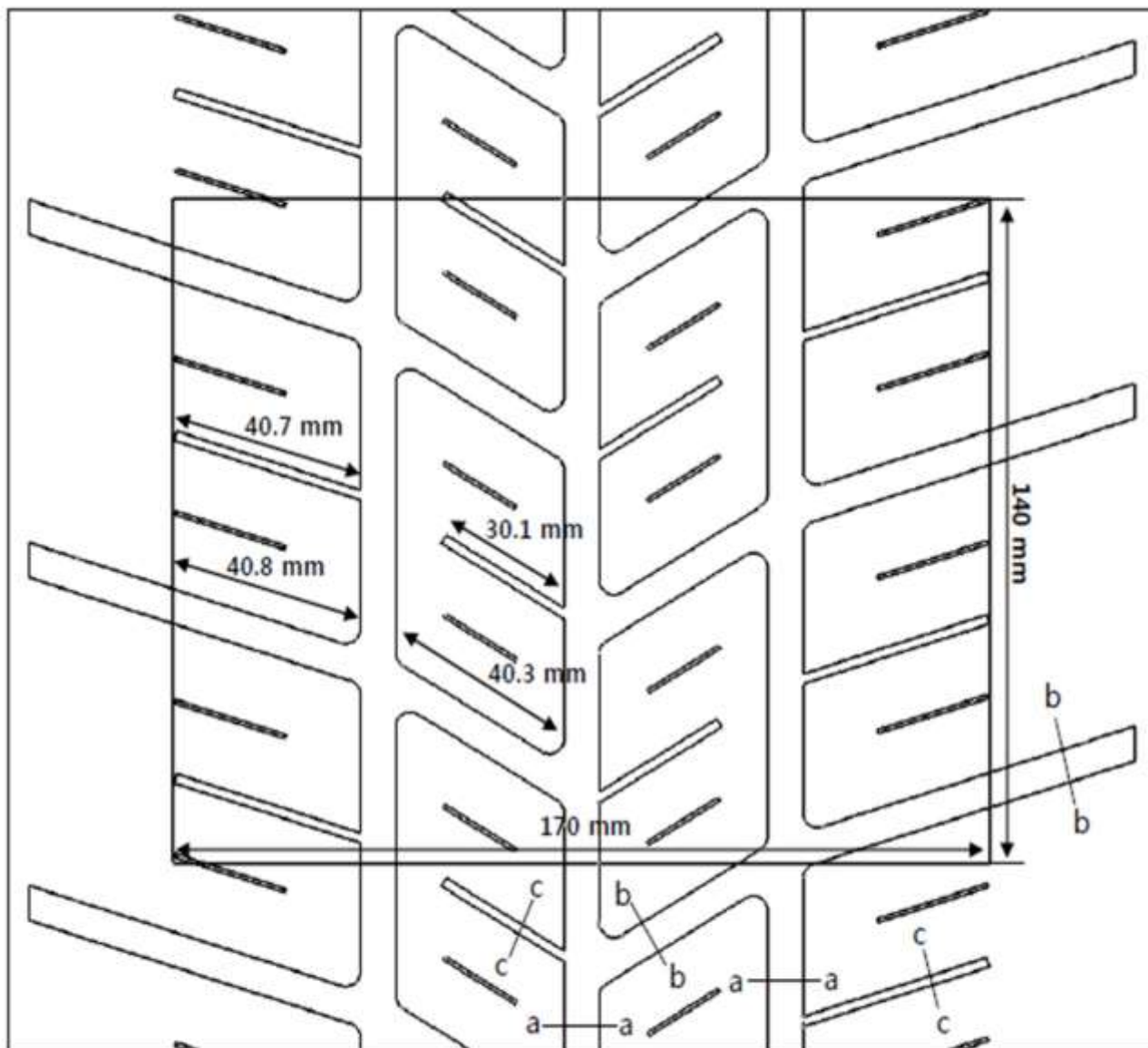
Empty Depth > 1.8mm : 23.30%

GROOVE SURFACE AREA = 554540 mm²

Control Surface = 23800 mm²

18" - 210/650R18

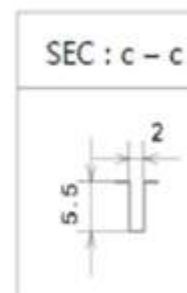
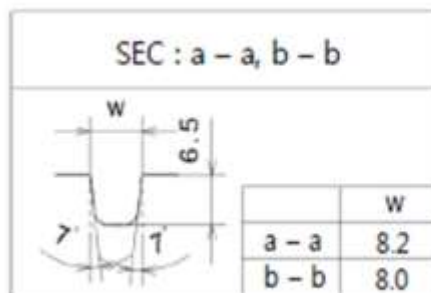
Product:Ventus Z210



Class 9" (Rim 8")

a - a groove width / depth : 8.2 mm / 6.5 mm
 b - b groove width / depth : 8.0 mm / 6.5 mm

Empty Depth > 5.5mm : 27.5%
 Control Surface = 23800 mm²

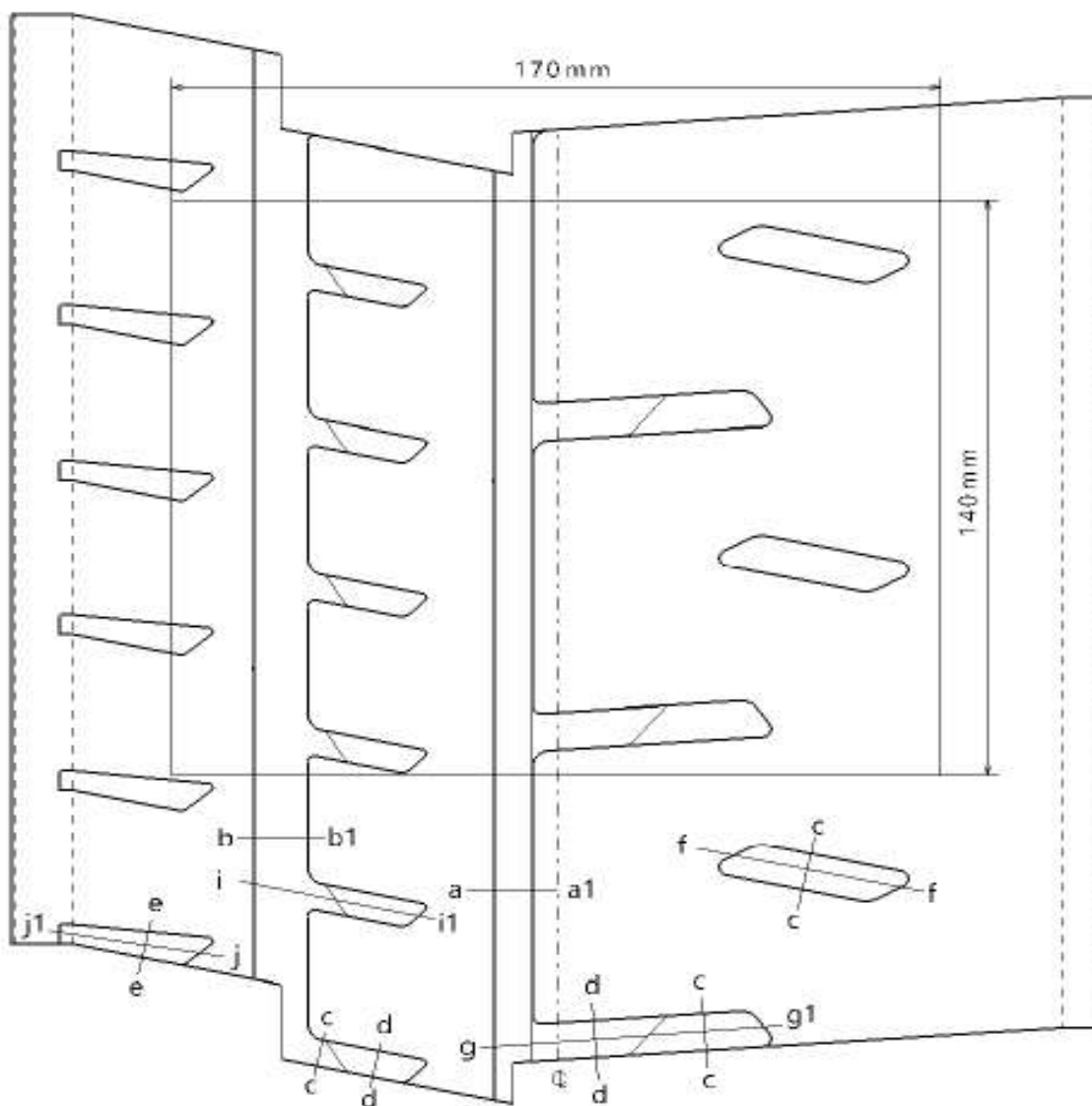


18" - 210/650R18

Product:Ventus Z215

18" - 210/650R18

Product Name : Ventus Z215

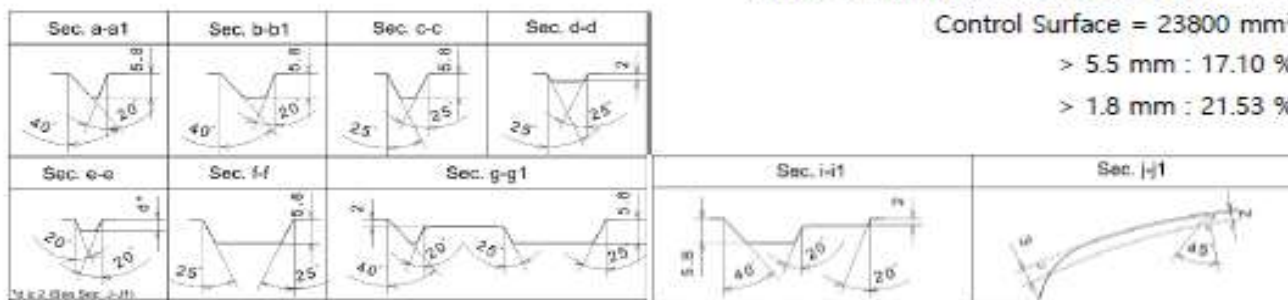


Width of Rim/Tyre Assembly : 8.5" ~ 9"

Control Surface = 23800 mm²

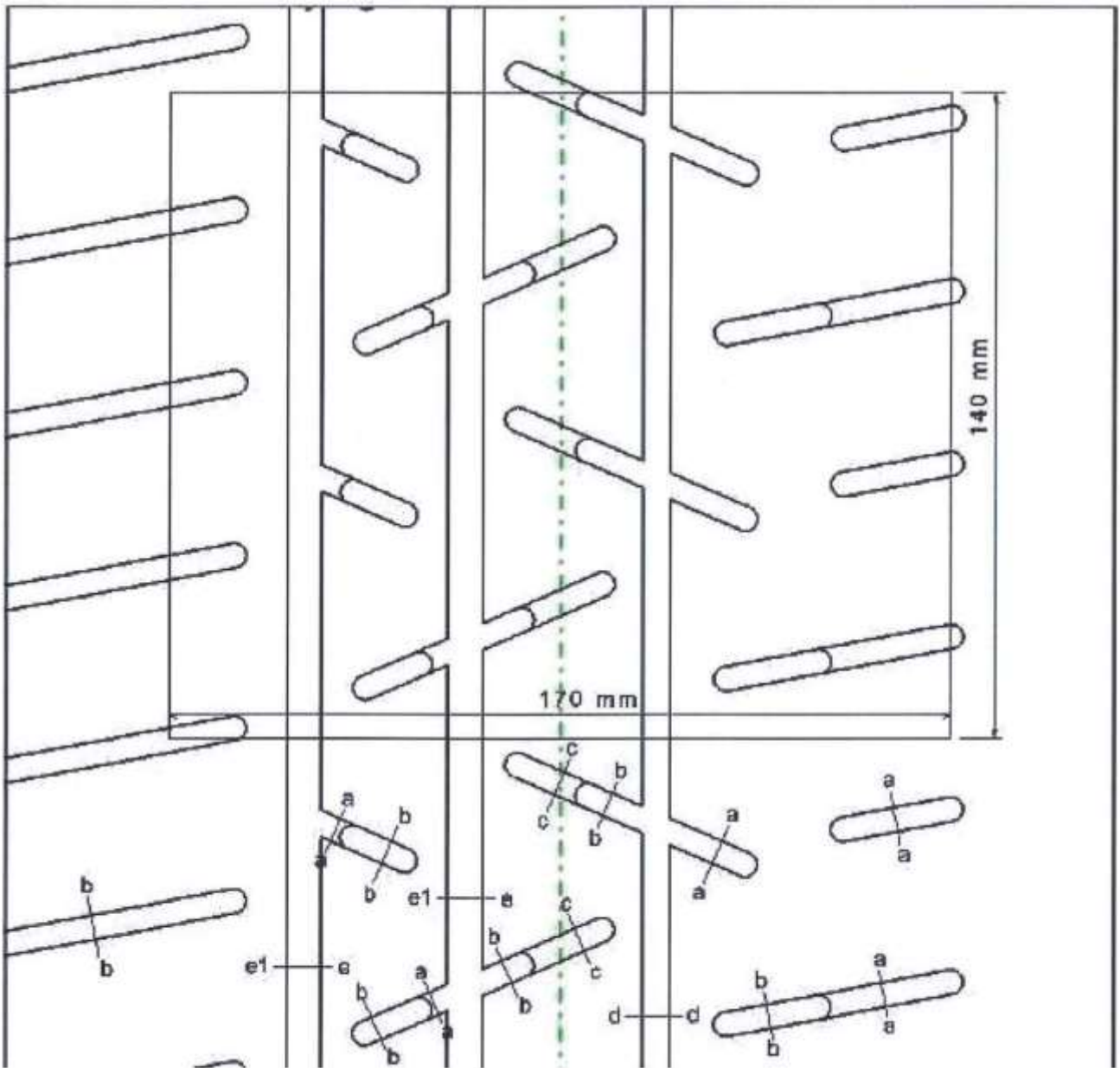
> 5.5 mm : 17.10 %

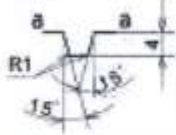
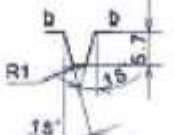
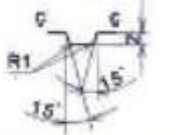
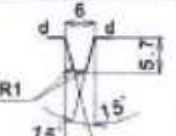
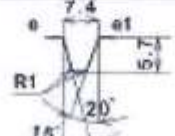
> 1.8 mm : 21.53 %



17" - 210/625 R17

Product :Ventus Z205



Sec. a-a	Sec. b-b	Sec. c-c
		
Sec. d-d	Sec. e-e1	
		

Class 9" (Rim 7.5")

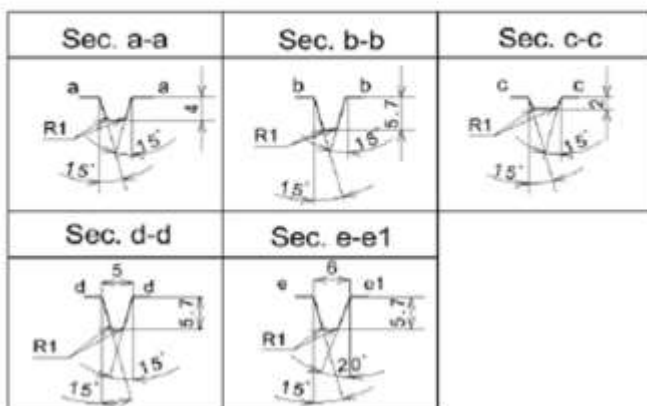
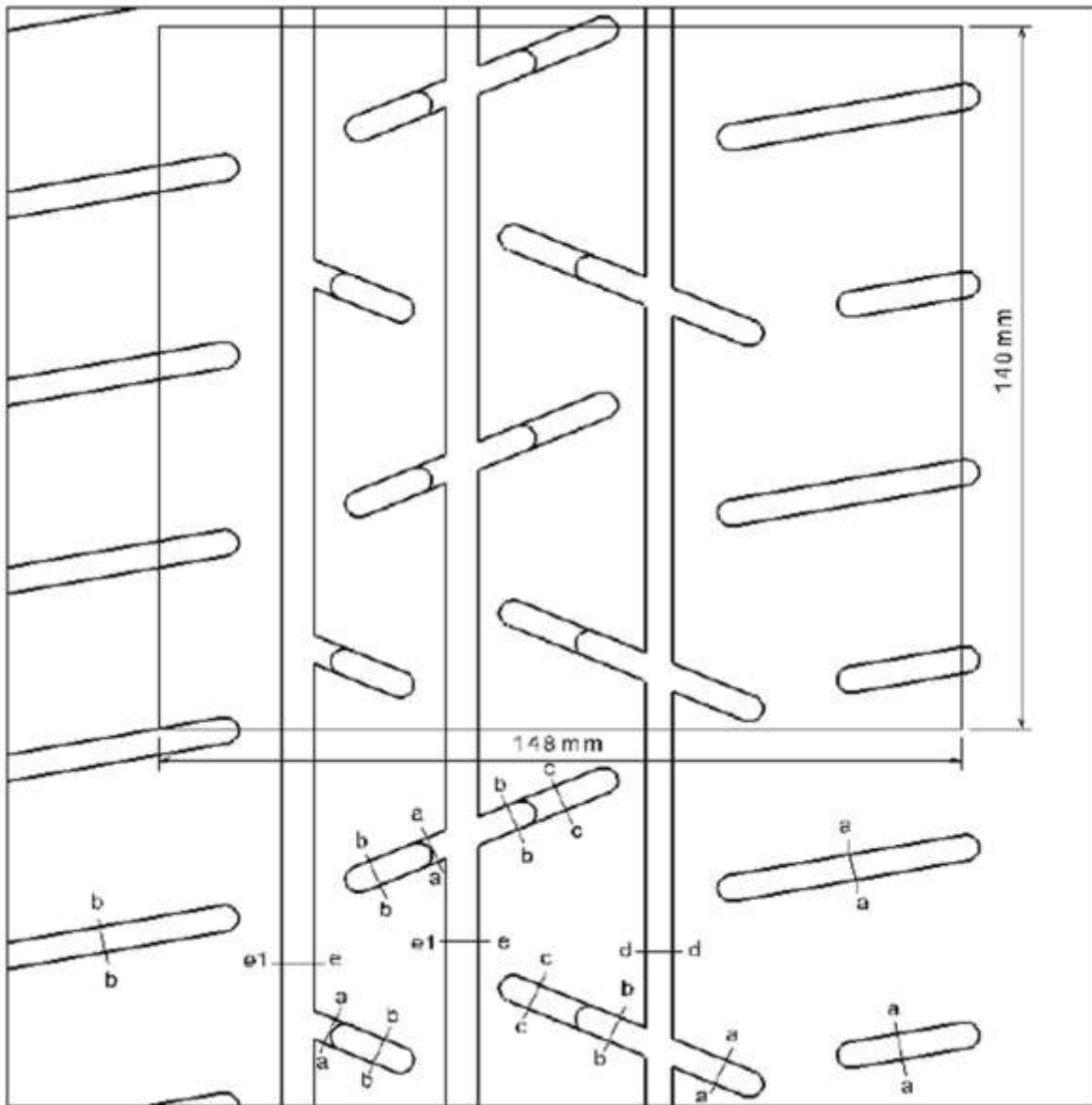
Empty Depth > 5.5mm : 17.05%

Empty Depth > 1.8mm : 25.08%

Control Surface = 23800 mm²

17" - 180/625 R17

Product :Ventus Z205



Class 8" (Rim 7")

Empty Depth > 5.5mm : 17.06%

Empty Depth > 1.8mm : 22.48%

8

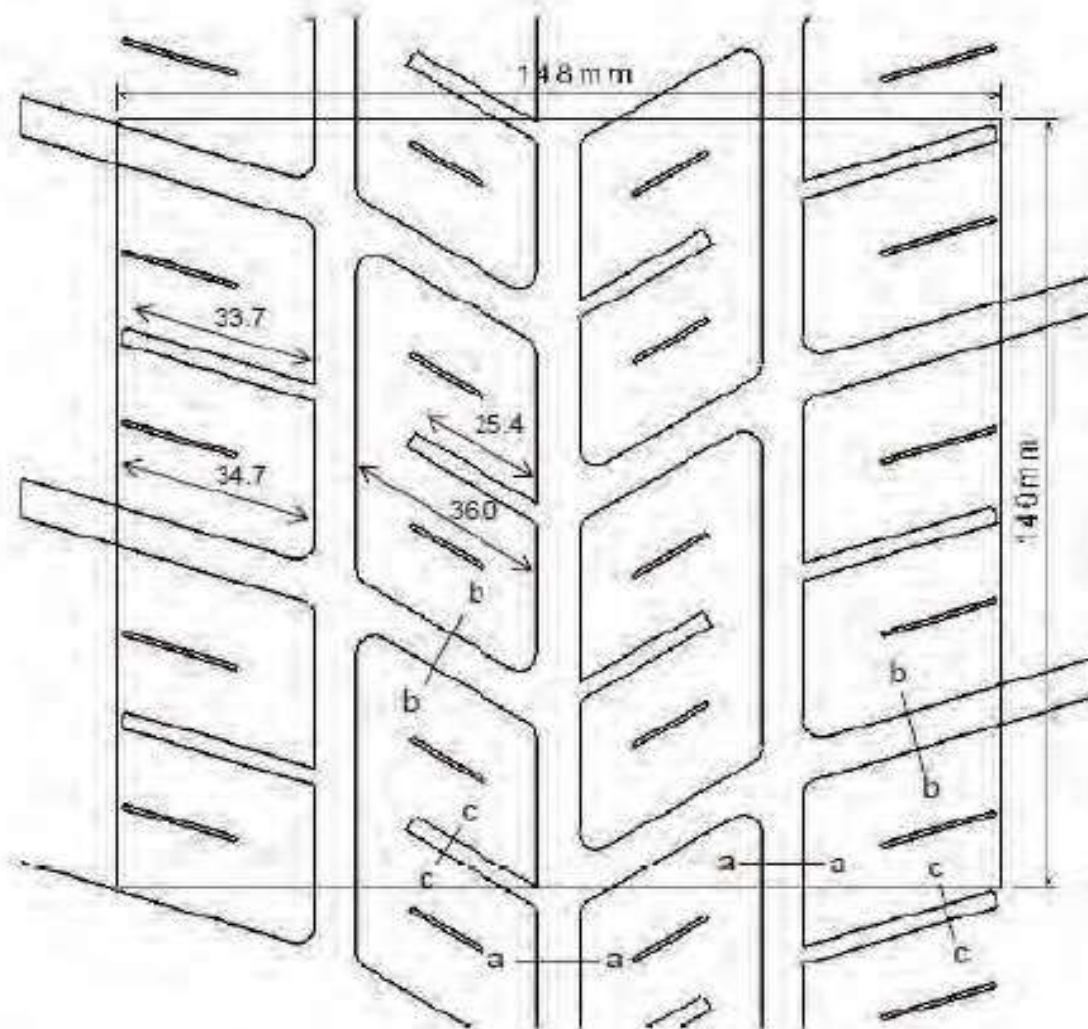
GROOVE SURFACE AREA = 353483.2 mm²

Control Surface = 20720 mm²

17" - 180/625R17

17" - 180/625R17

Product : Ventus Z210



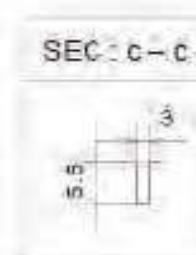
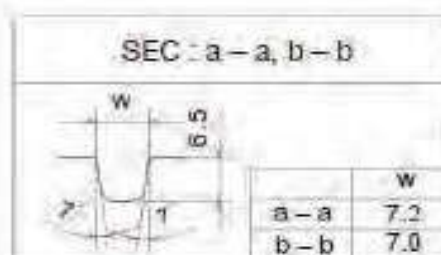
Width of Rim/Tyre Assembly : 7.5" ~ 8"

a - a groove width / depth : 7.2 mm / 6.5 mm

b - b groove width / depth : 7.0 mm / 6.5 mm

Empty Depth > 5.5mm : 27.5%

Control Surface = 20720 mm²



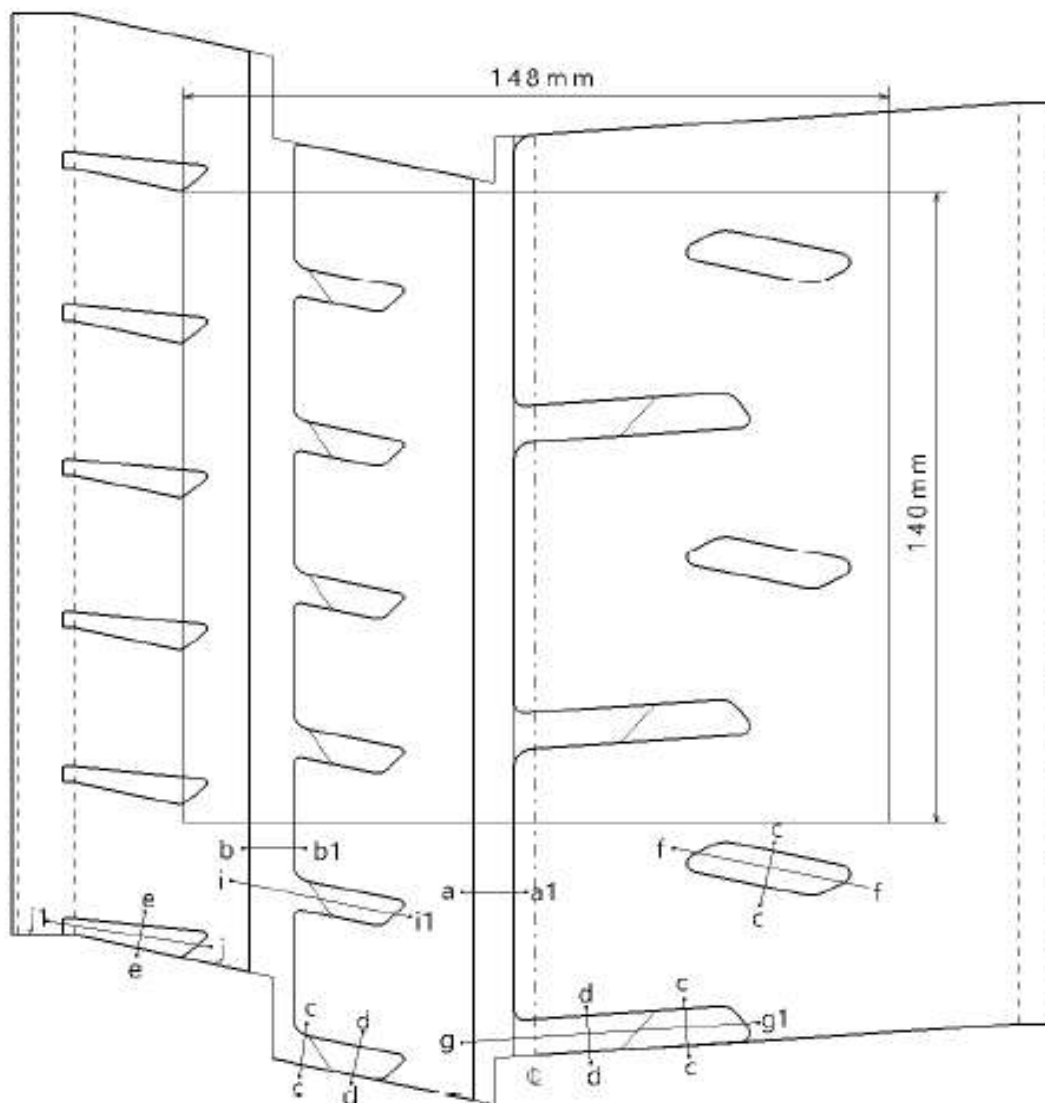
hankook

17" - 190/630R17



17" - 190/630R17

Product Name : Ventus Z215

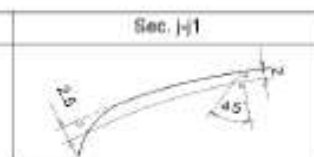
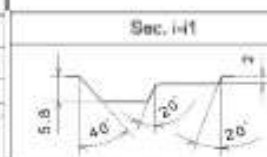
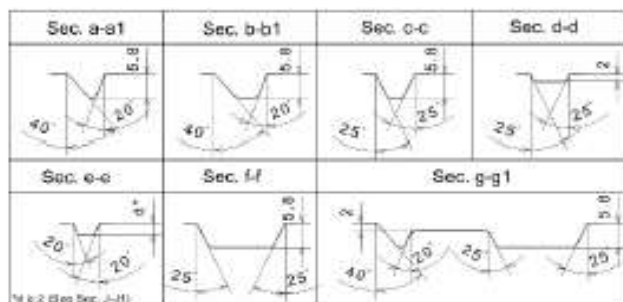


Width of Rim/Tyre Assembly : 7.5" ~ 8"

Control Surface = 20720 mm²

> 5.5 mm : 17.03 %

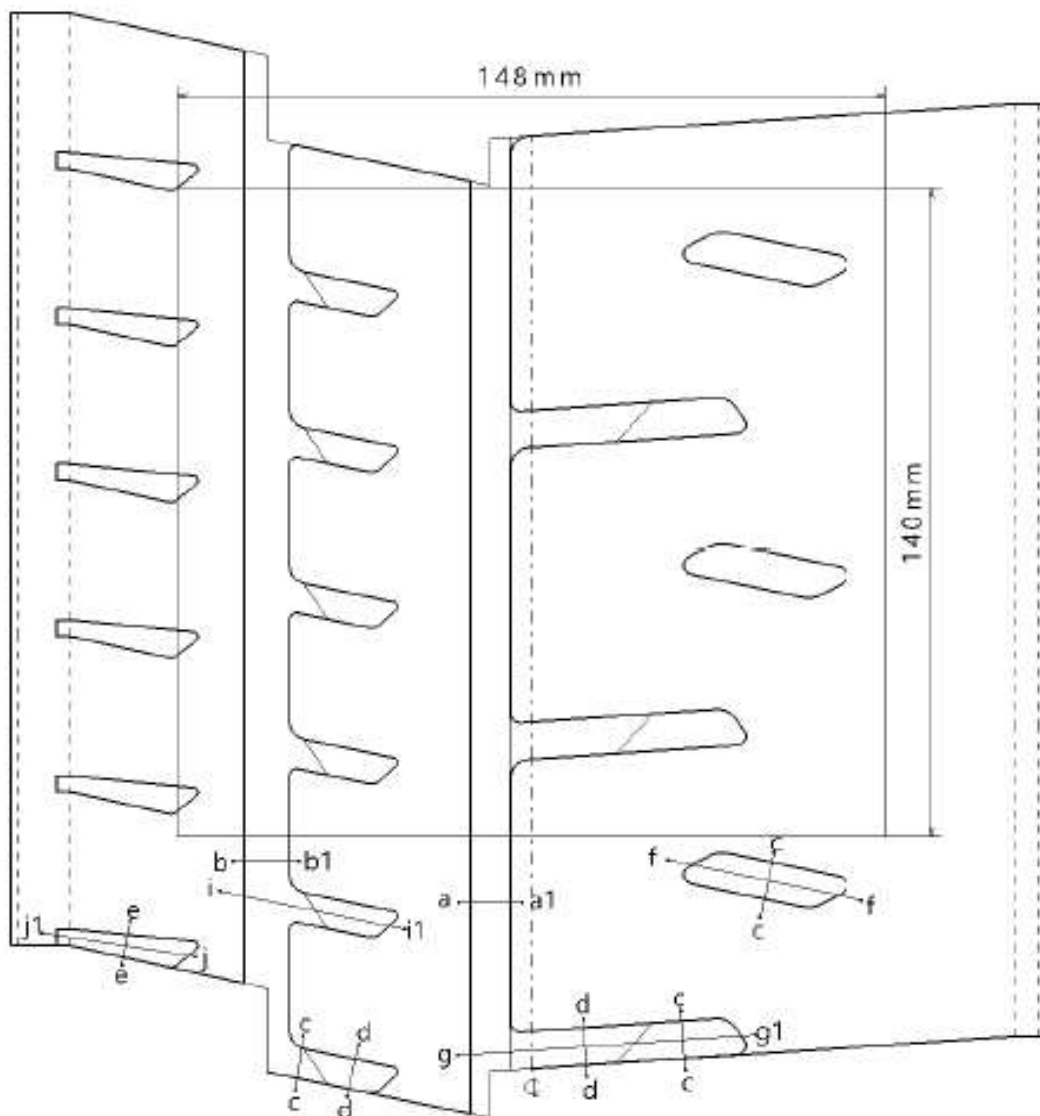
> 1.8 mm : 21.53 %



16" - 190/600R16

16" - 190/600R16

Product Name : Ventus Z215

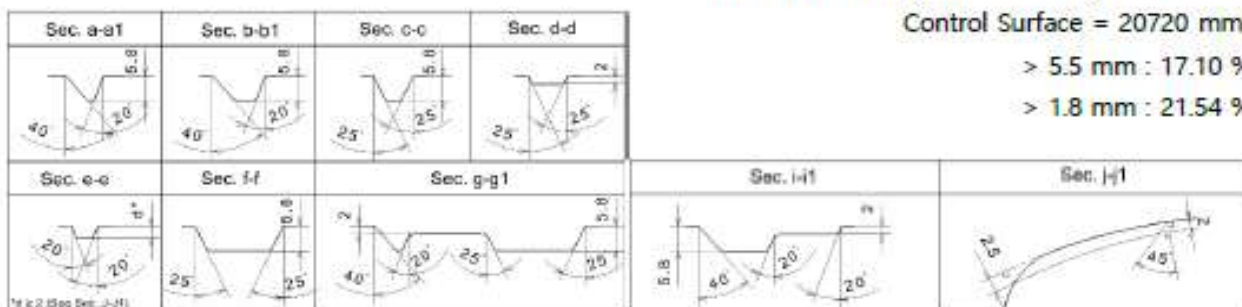


Width of Rim/Tyre Assembly : 7.5" ~ 8"

Control Surface = 20720 mm²

> 5.5 mm : 17.10 %

> 1.8 mm : 21.54 %

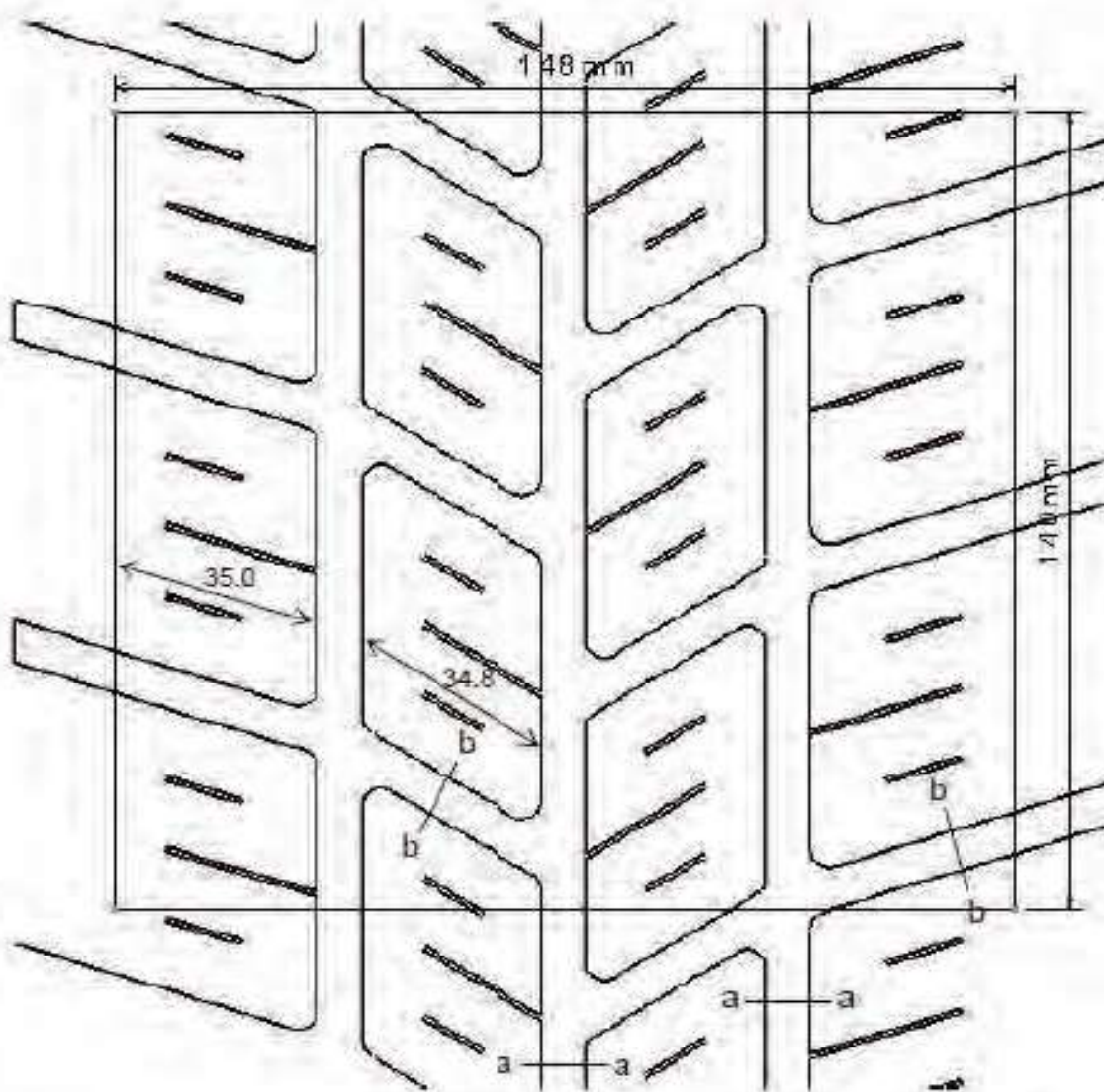


*f is 2 (Sec. j-j1)

16" - 180/600R16

16" - 180/600R16

Product : Ventus Z210



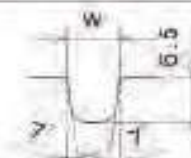
Width of Rim/Tyre Assembly : 7.5" ~ 8"

a - a groove width / depth : 7.5 mm / 6.5 mm

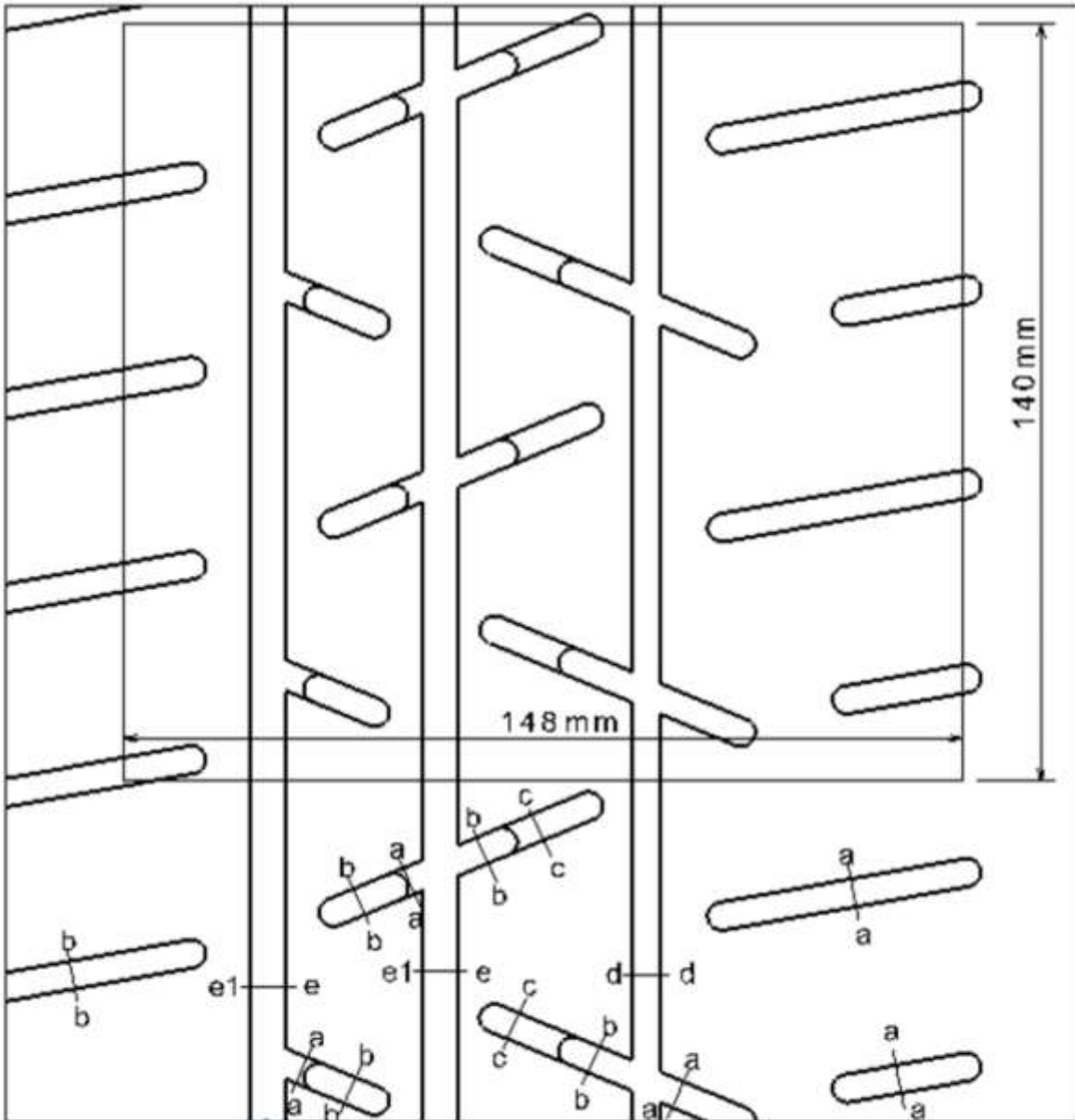
b - b groove width / depth : 7.5 mm / 6.5 mm

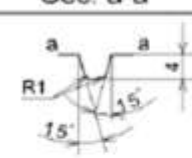
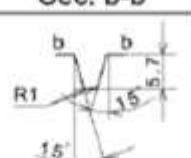
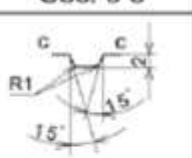
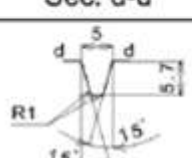
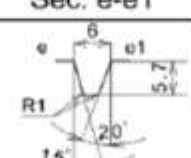
Empty Depth > 5.5mm : 27.5%

Control Surface = 20720 mm²

SEC - a - a, b - b	
	w
a - a	7.5
b - b	7.5

16" - 180/600R16



Sec. a-a	Sec. b-b	Sec. c-c
		
Sec. d-d	Sec. e-e1	
		

Class 8" (Rim 6.5")

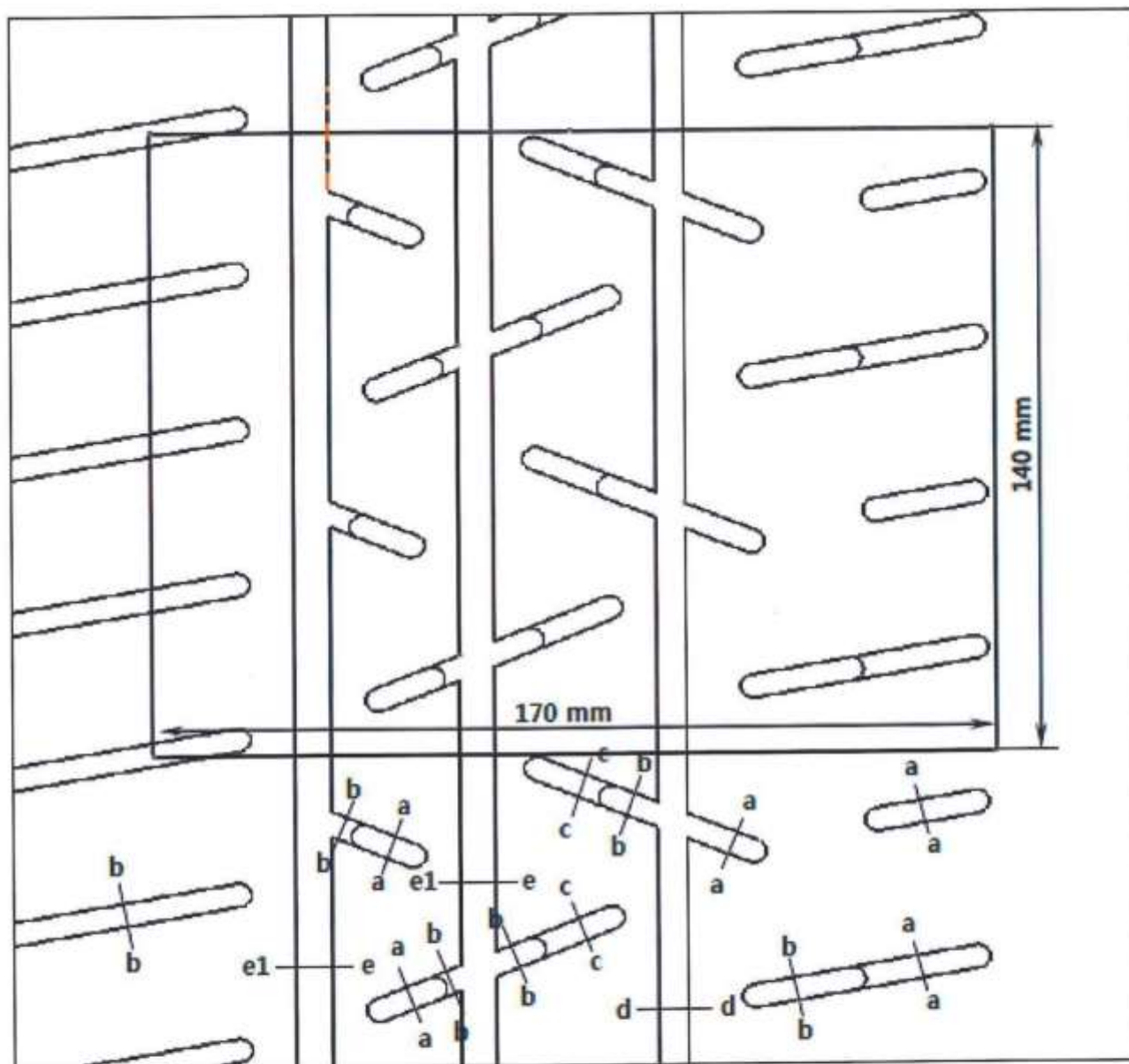
Empty Depth > 5.5mm : 17.30%

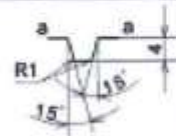
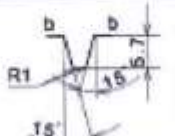
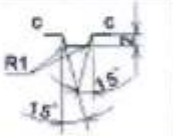
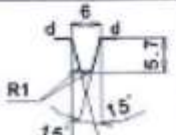
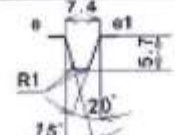
Empty Depth > 1.8mm : 22.95%

GROOVE SURFACE AREA = 358456 mm²

Control Surface = 20720 mm²

15" - 200/580R15



Sec. a-a	Sec. b-b	Sec. c-c
		
Sec. d-d	Sec. e-e1	
		

Class 9" (Rim 7.0")

Empty Depth > 5.5mm : 17.06%

Empty Depth > 1.8mm : 25.07%

Control Surface = 23800 mm²



18" - 210/645R18

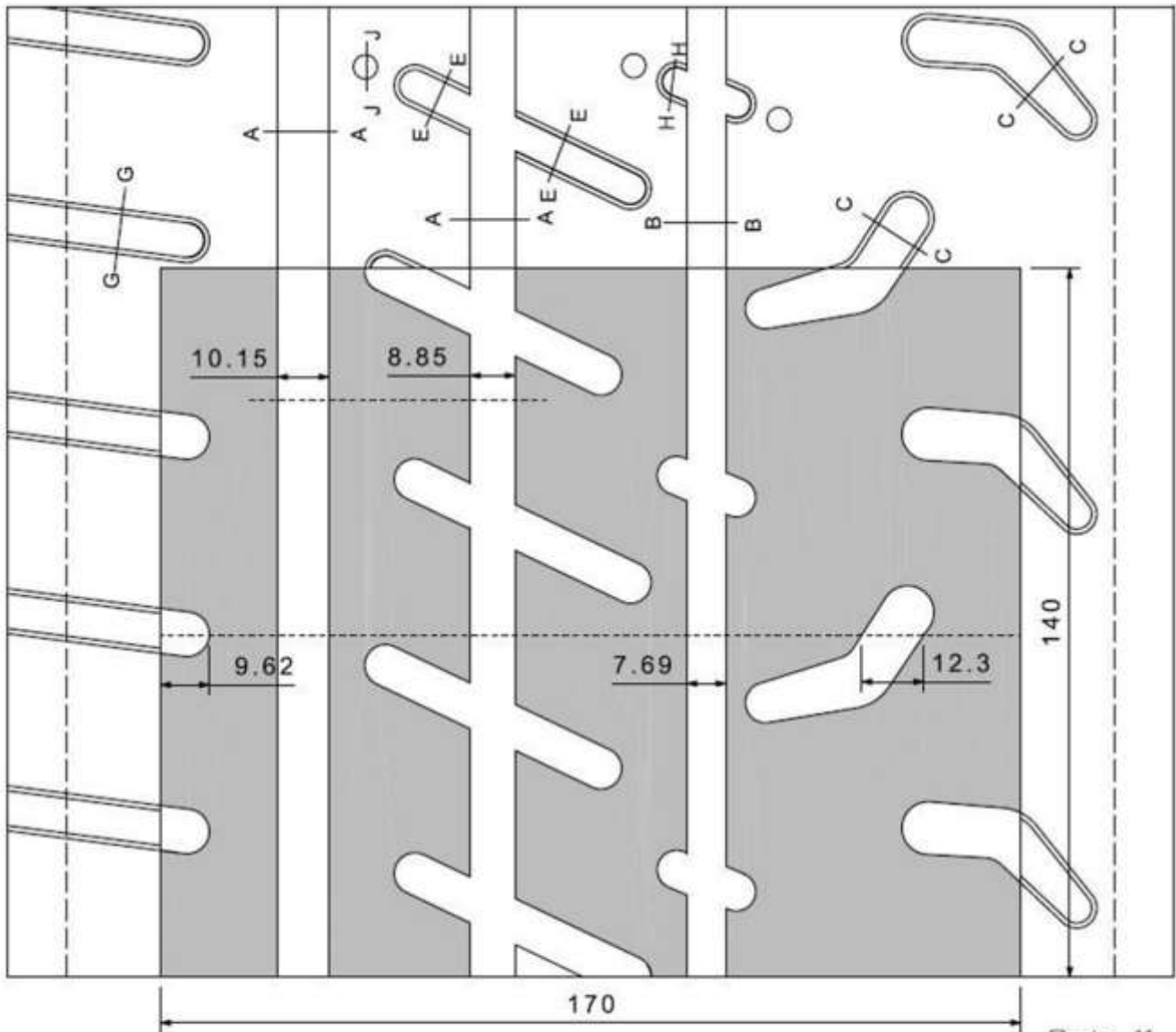
Moulded tyre for FIA homologation

Size : 210/645R18

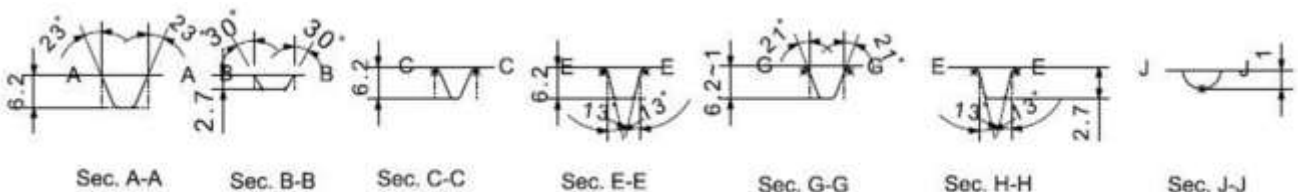
Pattern : TM01

On the basis of a tread pattern width of 170mm and circumference of 140mm

- * The surface taken up by grooves at least 5.5 mm deep, with a maximum angle of 60° between the block in section and 2mm wide, must occupy at least 17% of the total surface.
- * The surface taken up by grooves at least 1.8 mm deep, with a maximum angle of 60° between the block in section and 2mm wide, must occupy at least 21.5% of the total surface.
- * The sum of the width of the grooves encountered by a radial line must be at least 16mm
- * At least 2 circumferential lines / Minimum total width of circumferential lines at least 12mm



Groove Area by 170 x 140 at least 1.8mm deep : 5815.4mm²
 Void % : 24.4%
 Groove Area by 170 x 140 at least 5.5mm deep : 4580.7mm²
 Void % : 19.2%





18" - 210/645R18

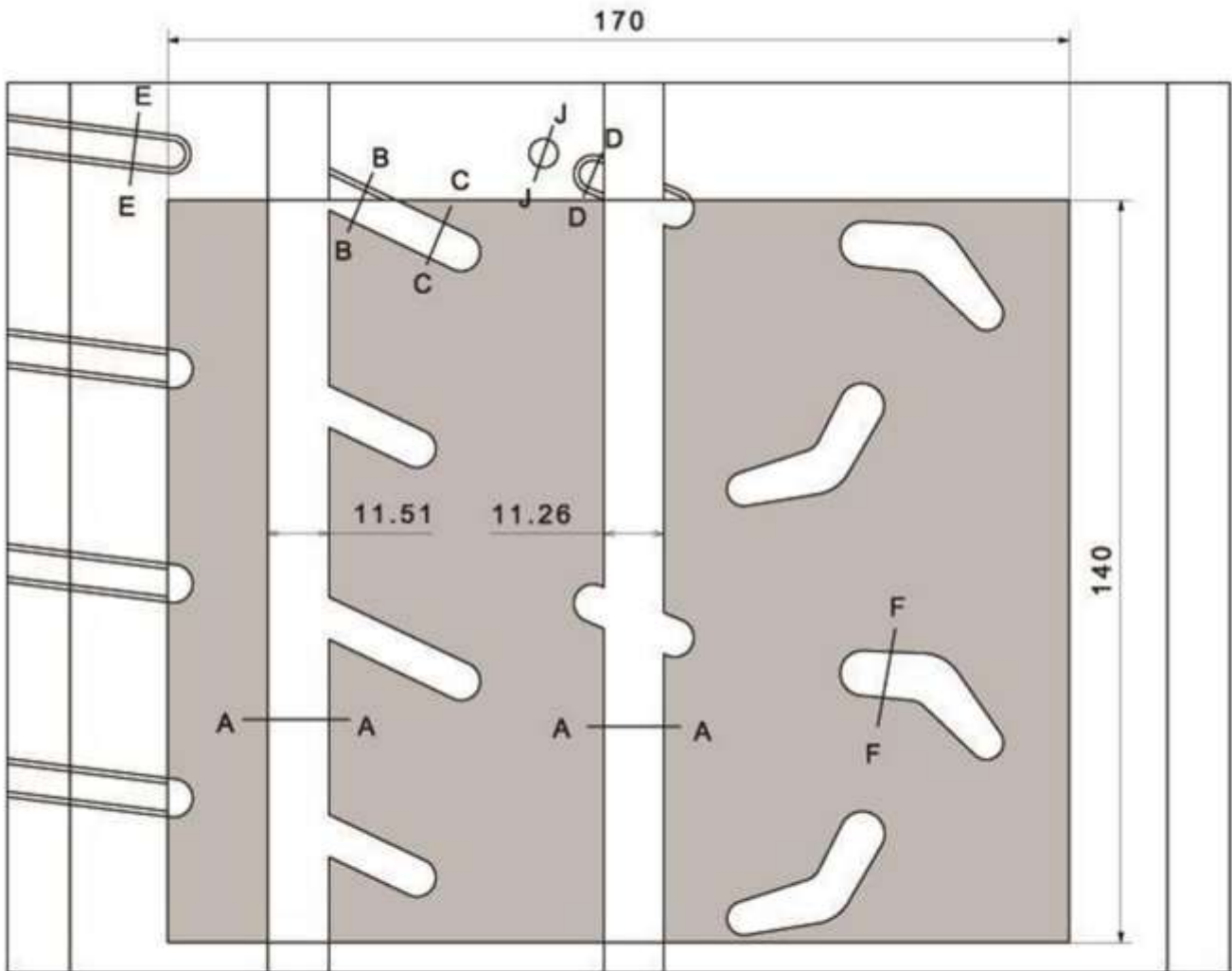
Moulded tyre for FIA homologation

Size : 210/645R18

Pattern : TM02

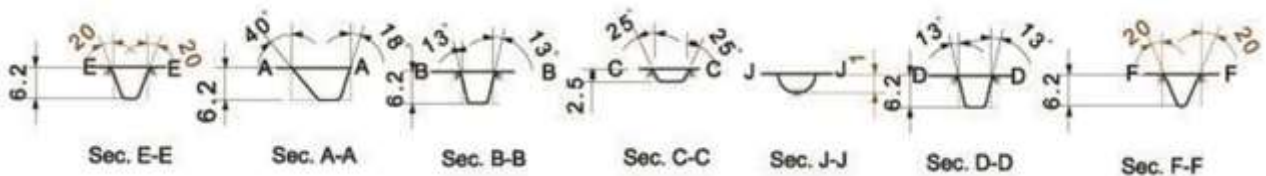
On the basis of a tread pattern width of 170mm and circumference of 140mm

- The surface taken up by grooves at least 5.5 mm deep, with a maximum angle of 60° between the block in section and 2mm wide, must occupy at least 17% of the total surface.
- The surface taken up by grooves at least 1.8 mm deep, with a maximum angle of 60° between the block in section and 2mm wide, must occupy at least 21.5% of the total surface.
- The sum of the width of the grooves encountered by a radial line must be at least 16mm
- At least 2 circumferential lines / Minimum total width of circumferential lines at least 12mm



Scale: 1:1

Groove Area by 170 x 140 at least 1.8mm deep : 5159mm²
 Void % : 21.7%
 Groove Area by 170 x 140 at least 5.5mm deep : 4446mm²
 Void % : 18.7%





KUMHO TYRES

18" - 210/645R18

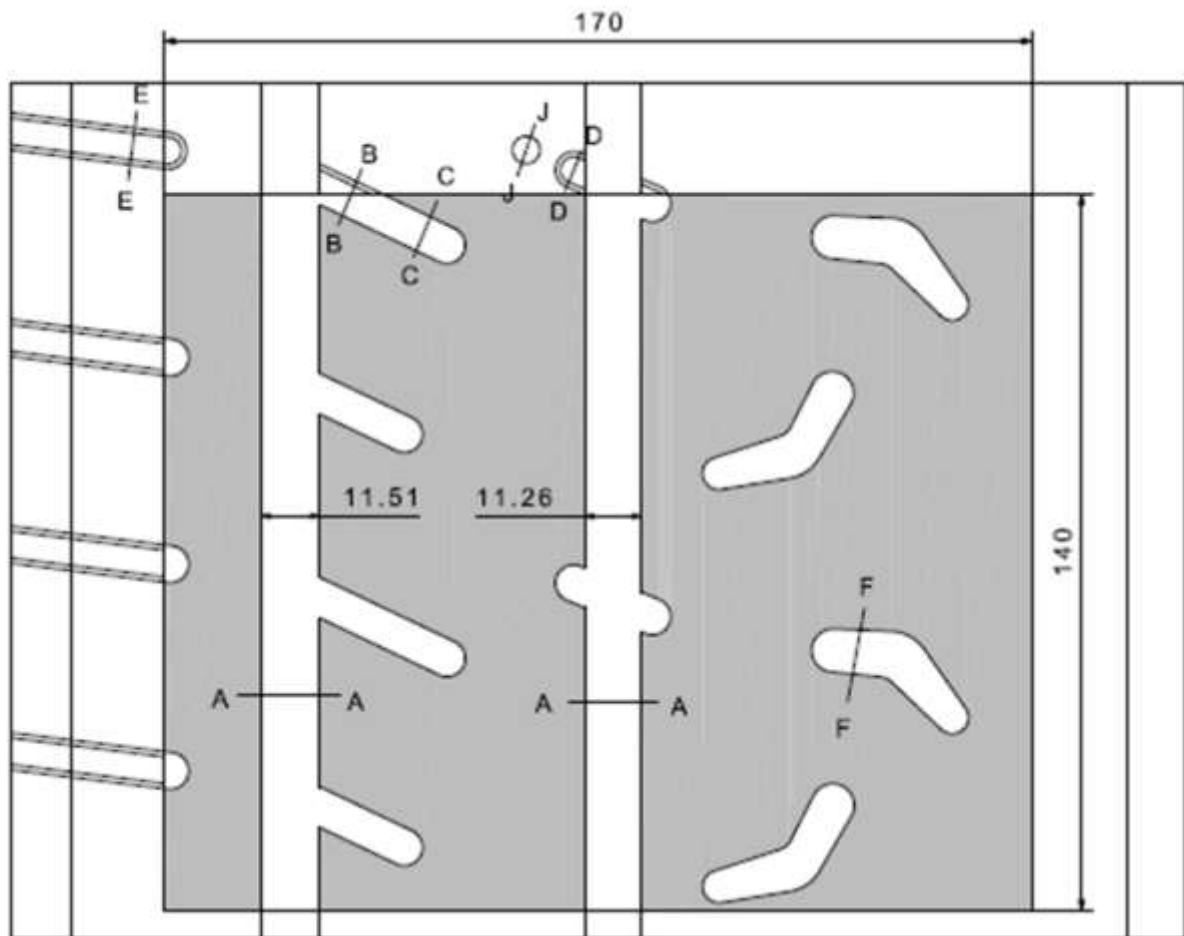
Moulded tyre for FIA homologation

Size : 210/645R18

Pattern : TM02

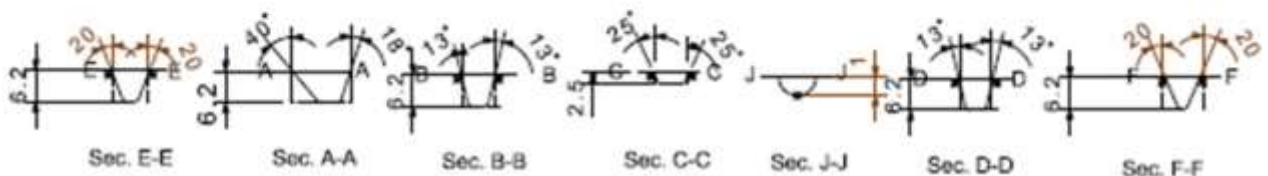
On the basis of a tread pattern width of 170mm and circumference of 140mm

- The surface taken up by grooves at least 5.5 mm deep, with a maximum angle of 60° between the block in section and 2mm wide, must occupy at least 17% of the total surface.
- The surface taken up by grooves at least 1.8 mm deep, with a maximum angle of 60° between the block in section and 2mm wide, must occupy at least 21.5% of the total surface.
- The sum of the width of the grooves encountered by a radial line must be at least 16mm
- At least 2 circumferential lines / Minimum total width of circumferential lines at least 12mm



Scale 1:1

Groove Area by 170 x 140 at least 1.8mm deep : 5159mm²
 Void % : 21.7%
 Groove Area by 170 x 140 at least 5.5mm deep : 4446mm²
 Void % : 18.7%





KUMHO TYRES

18" - 210/645R18

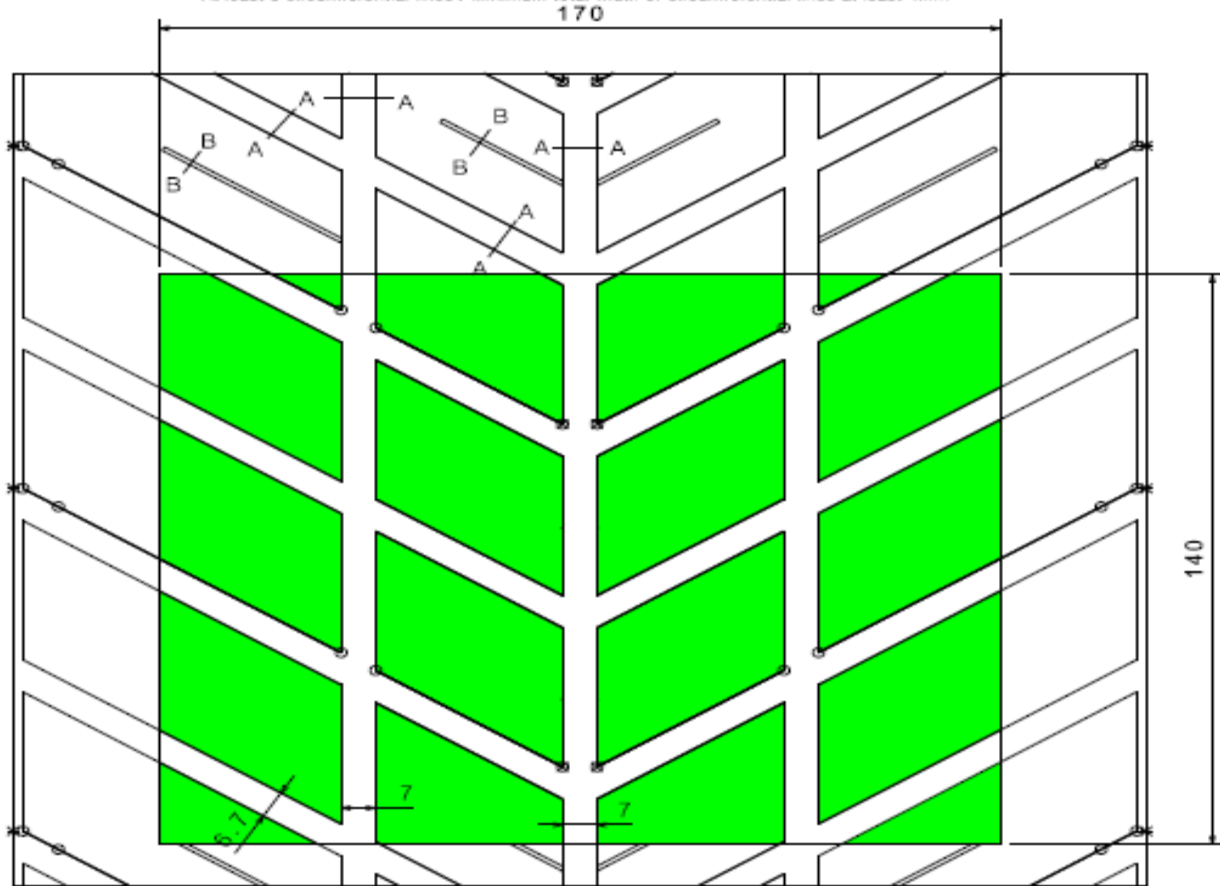
KUMHO TIRE

Moulded tyre for FIA homologation

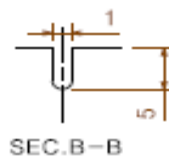
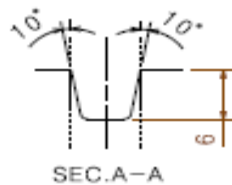
Size : 210/645R18

Pattern : TW03

- On the basis of a tread pattern width of 170mm and circumference of 140mm
- The surface taken up by grooves at least 5.5mm deep must occupy at least 27.5% of the total surface.
 - The sum of the width of the grooves encountered by a radial line must be at least 16mm
 - At least 3 circumferential lines / Minimum total width of circumferential lines at least 4mm



Groove Area by 170 x 140 at least 5.5mm deep : 6789.4mm²
Void % : 28.5%





KUMHO TYRES

17" - 190/630R17

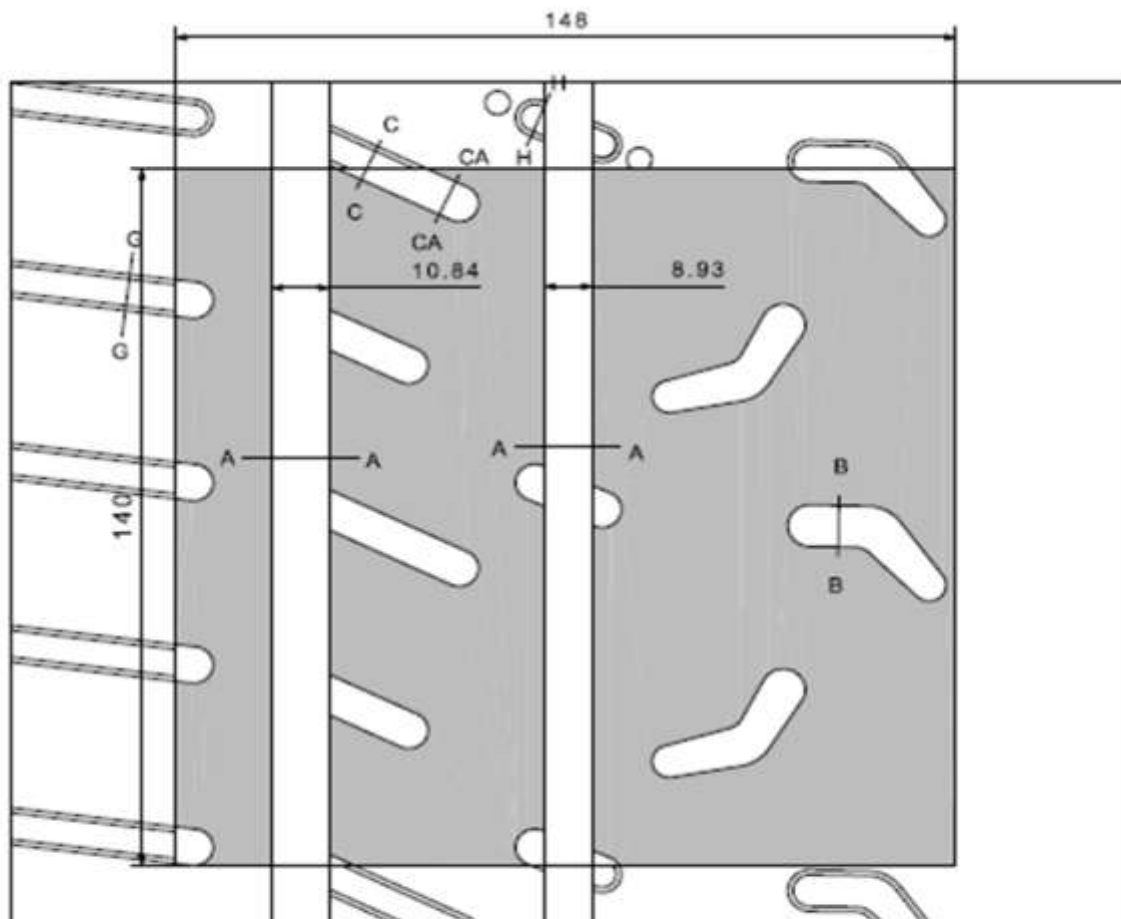
Moulded tyre for FIA homologation

Size : 190/630 R17

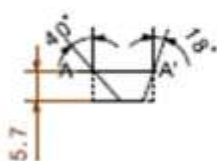
Pattern : TM02

On the basis of a tread pattern width of 148mm and circumference of 140mm

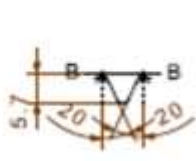
- The surface taken up by grooves at least 5.5 mm deep, with a maximum angle of 60° between the block in section and 2mm wide, must occupy at least 17% of the total surface.
- The surface taken up by grooves at least 1.8 mm deep, with a maximum angle of 60° between the block in section and 2mm wide, must occupy at least 21.5% of the total surface.
- The sum of the width of the grooves encountered by a radial line must be at least 16mm
- At least 2 circumferential lines / Minimum total width of circumferential lines at least 12mm



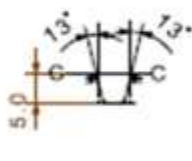
Groove Area by 148 x 140 at least 1.8mm deep : 4579.1mm²
 Void % : 22.1%
 Groove Area by 148 x 140 at least 5.5mm deep : 3688.1mm²
 Void % : 17.8%



Sec. A-A'




Sec. B-B



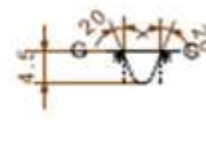
Sec. C-C



Sec. CA-CA



Sec. H-H



Sec. G-G



KUMHO TYRES

16" - 190/600R16

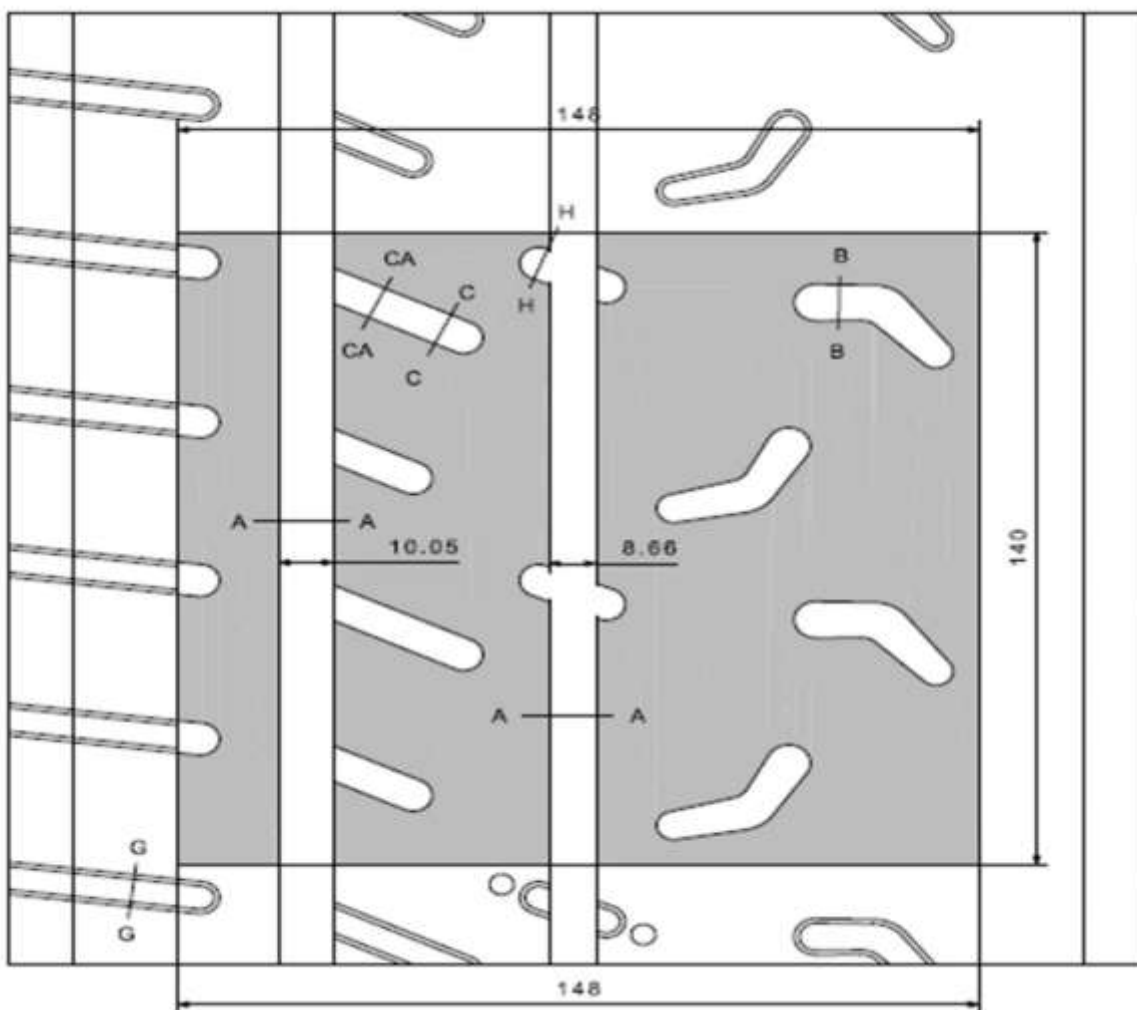
Moulded tyre for FIA homologation

Size : 190/600 R16

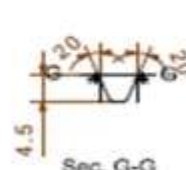
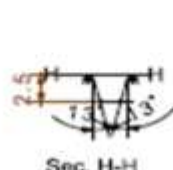
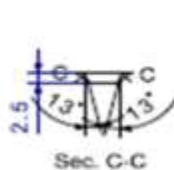
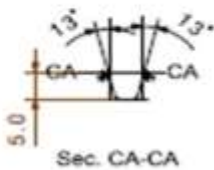
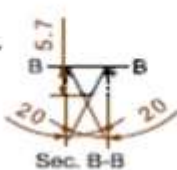
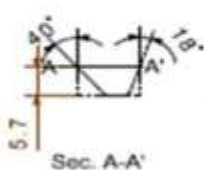
Pattern : TM02

On the basis of a tread pattern width of 148mm and circumference of 140mm

- The surface taken up by grooves at least 5.5 mm deep, with a maximum angle of 60° between the block in section and 2mm wide, must occupy at least 17% of the total surface.
- The surface taken up by grooves at least 1.8 mm deep, with a maximum angle of 60° between the block in section and 2mm wide, must occupy at least 21.5% of the total surface.
- The sum of the width of the grooves encountered by a radial line must be at least 16mm
- At least 2 circumferential lines / Minimum total width of circumferential lines at least 12mm



Groove Area by 148 x 140 at least 1.8mm deep : 4579.1mm²
 Void % : 22.1%
 Groove Area by 148 x 140 at least 5.5mm deep : 3584.5mm²
 Void % : 17.3%



KUMHO TYRES

15" - 180/580R15

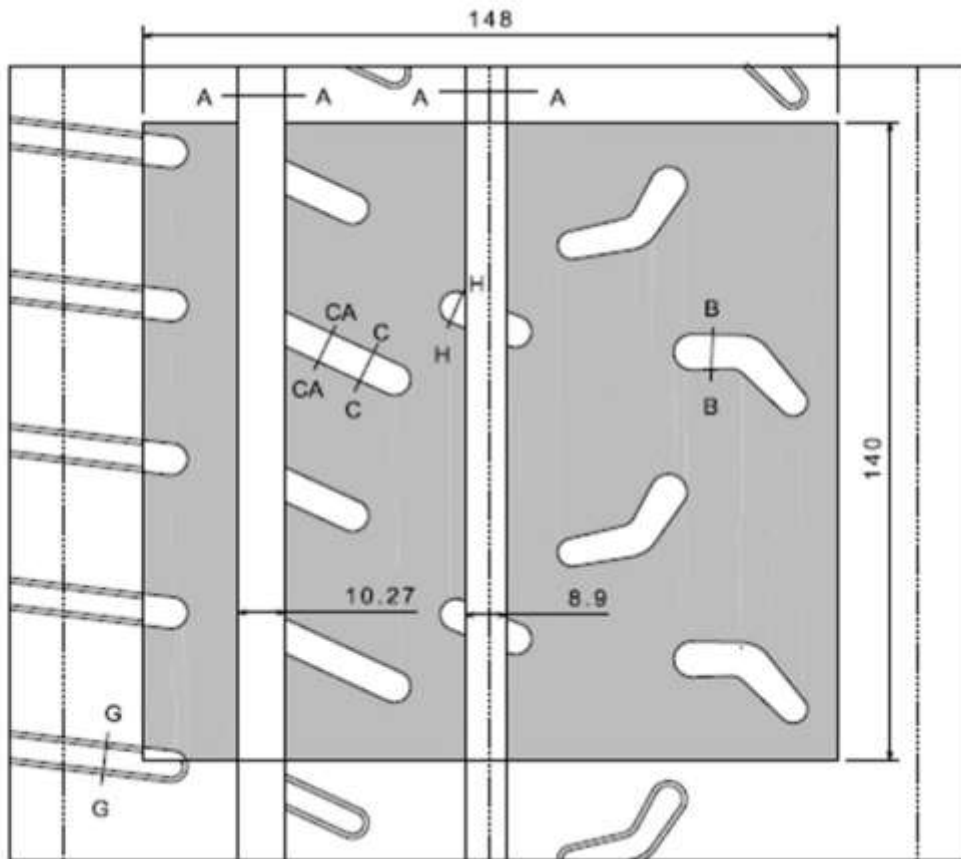
Moulded tyre for FIA homologation

Size : 180/580 R15

Pattern : TM02

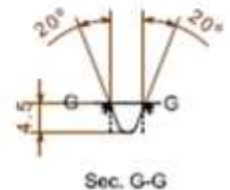
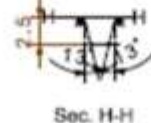
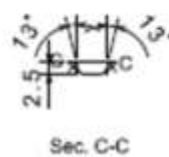
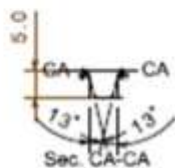
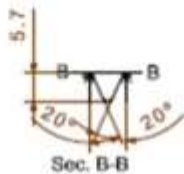
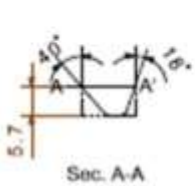
On the basis of a tread pattern width of 148mm and circumference of 140mm

- The surface taken up by grooves at least 5.5 mm deep, with a maximum angle of 60° between the block in section and 2mm wide, must occupy at least 17% of the total surface.
- The surface taken up by grooves at least 1.8 mm deep, with a maximum angle of 60° between the block in section and 2mm wide, must occupy at least 21.5% of the total surface.
- The sum of the width of the grooves encountered by a radial line must be at least 16mm
- At least 2 circumferential lines / Minimum total width of circumferential lines at least 12mm



Scale 1:1

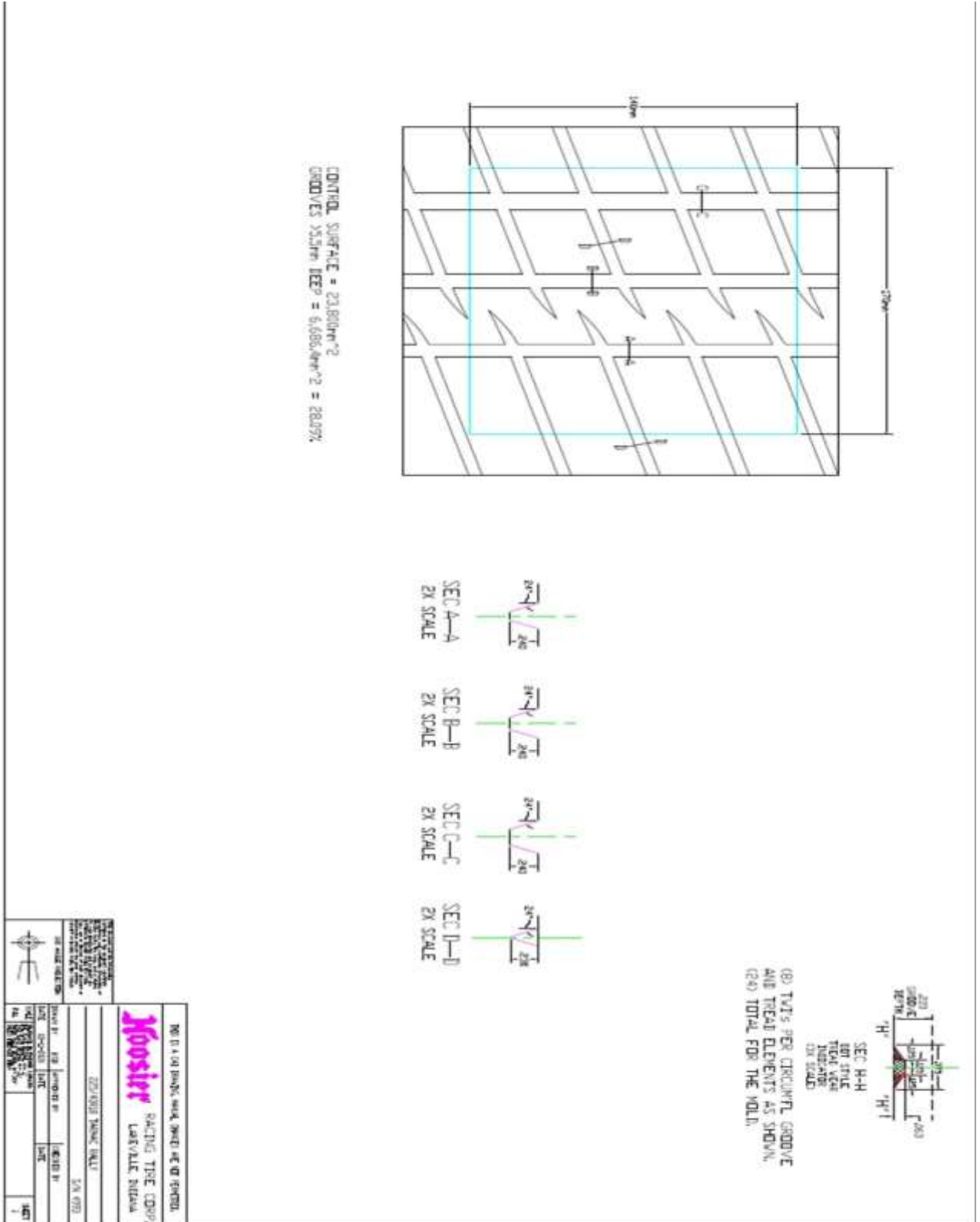
Groove Area by 148 x 140 at least 1.8mm deep : 4599.8mm²
 Void % : 22.2%
 Groove Area by 148 x 140 at least 5.5mm deep : 3563.8mm²
 Void % : 17.2%



Hoosier

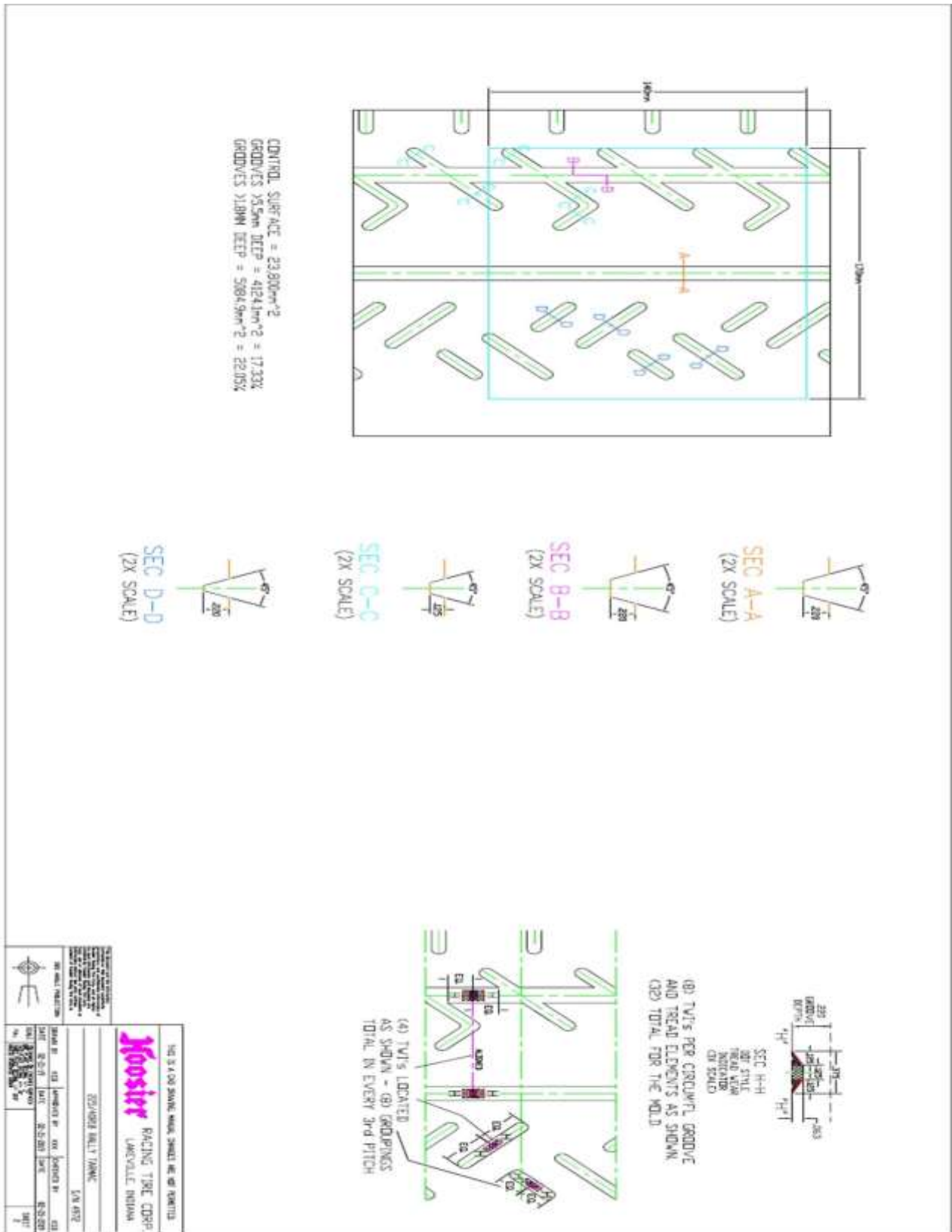
RACING TIRE

18" - 225/40R18



Hoosier RACING TIRE

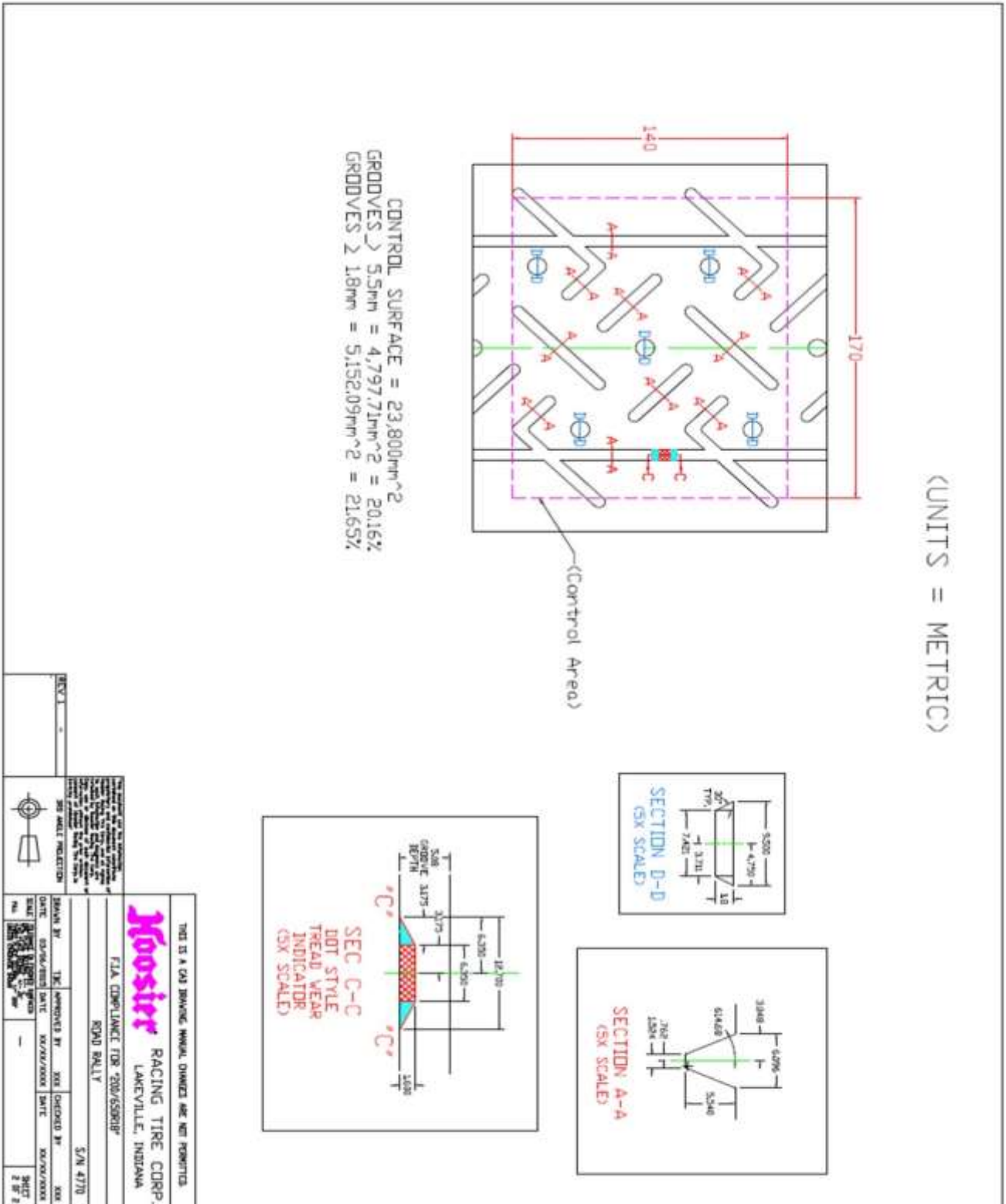
18" - 225/40R18



Hoosier

RACING TIRE

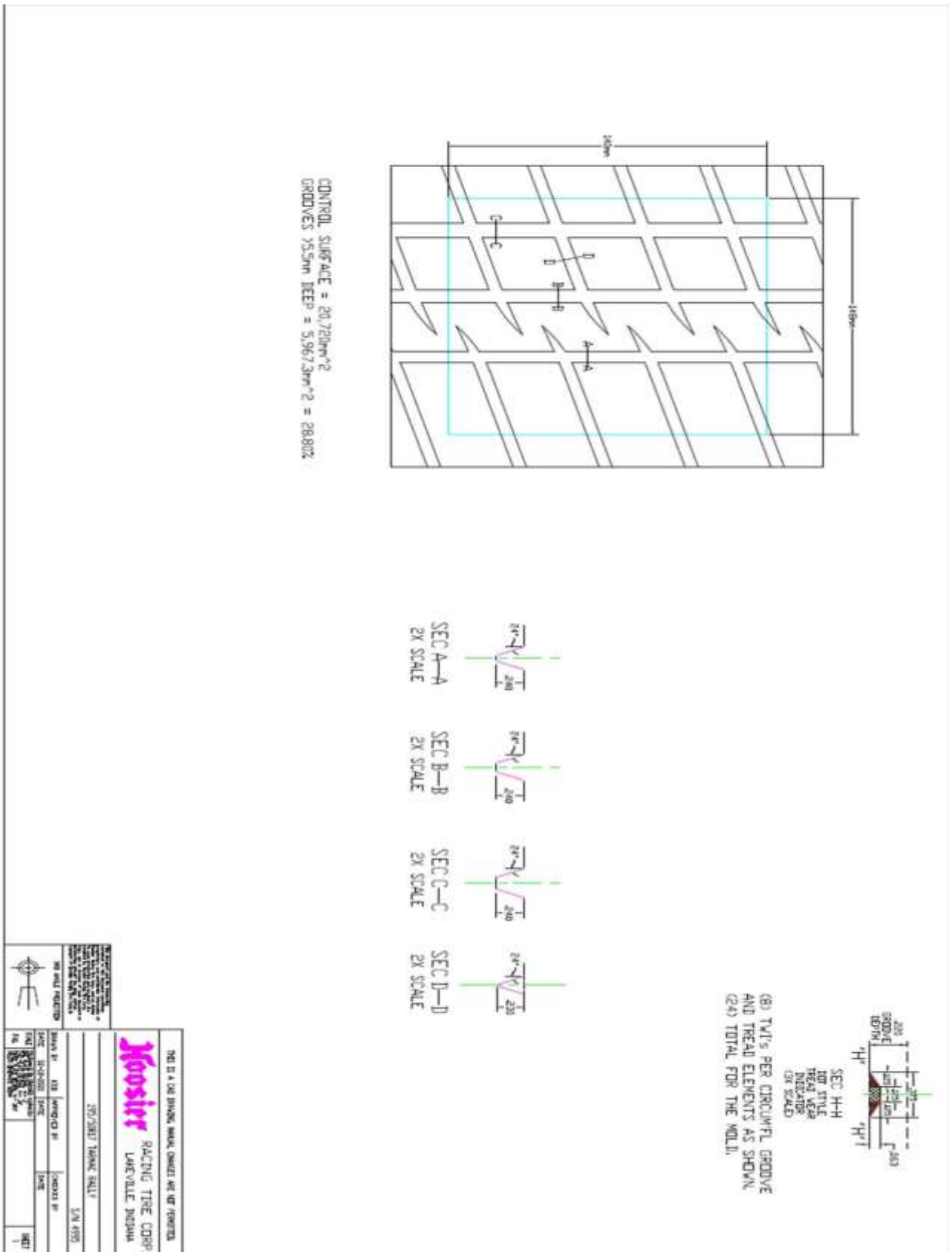
18" - 200/650R18



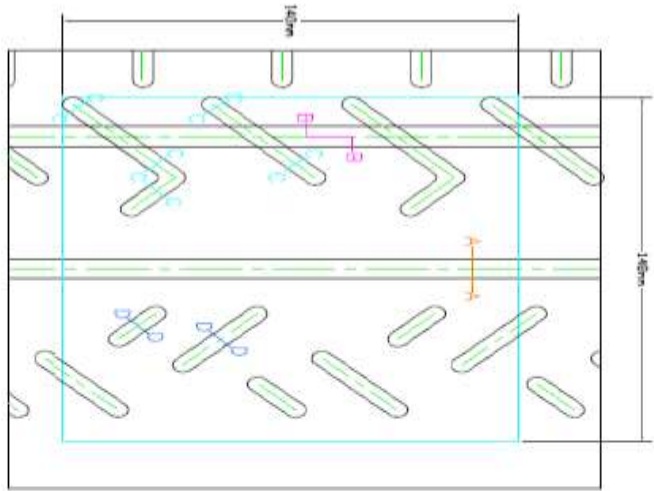
Hoosier

RACING TIRE

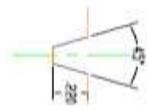
17" - 195/50R17



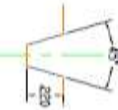
17" - 195/50R17



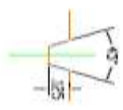
CONTROL SURFACE = 20,720mm²
 GROOVES >5.5mm DEEP = 3617.7mm² = 17.46%
 GROOVES >1.8mm DEEP = 4638.2mm² = 22.39%



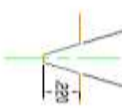
SEC A-A
(2X SCALE)



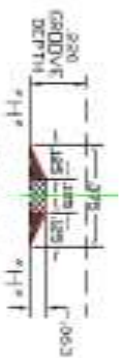
SEC B-B
(2X SCALE)



SEC C-C
(2X SCALE)

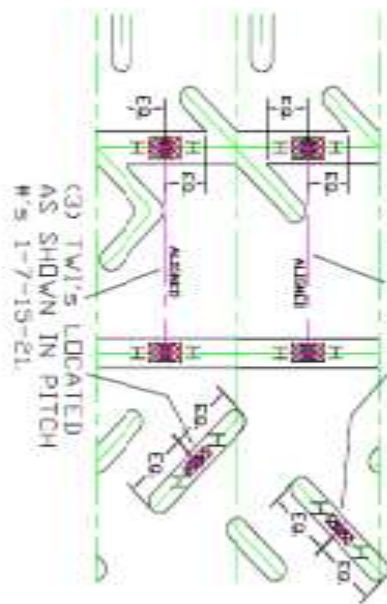


SEC D-D
(2X SCALE)



SEC H-H
DOT STYLE
TREAD WEAR
INDICATOR
(2X SCALE)

(B) TWI'S PER CIRCUMFL GROOVE
 AND TREAD ELEMENTS AS SHOWN.
 (24) TOTAL FOR THE MOLD.



(3) TWI'S LOCATED
 AS SHOWN IN PITCH
 #'s 4-10-12-18

(3) TWI'S LOCATED
 AS SHOWN IN PITCH
 #'s 1-7-15-21

THIS IS A CAR BRAKING MODEL CHANGES ARE NOT PERMITTED

Hoosier

RACING TIRE CORP.
 LAKEVILLE, INDIANA

190/20017 TARMAC RALLY

3/21 4927

DESIGNED BY	REV	APPROVED BY	CHKD BY
DATE	DATE	DATE	DATE
CHECKED BY	DATE	CHECKED BY	DATE
DATE	DATE	DATE	DATE

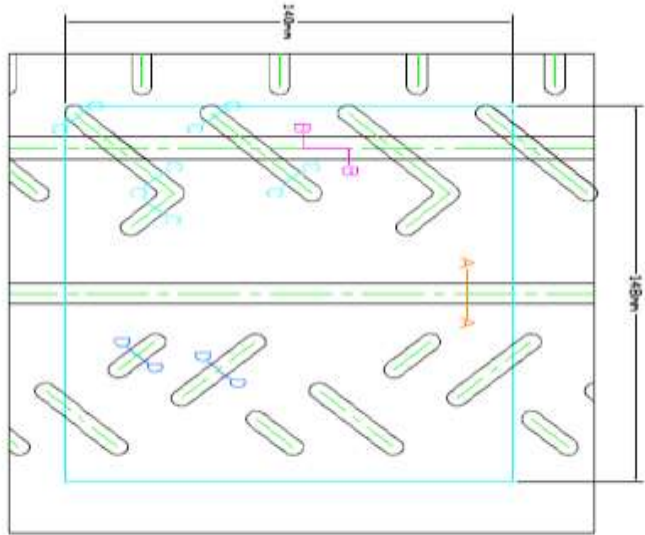
3/21 4927

1

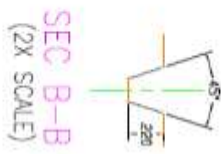
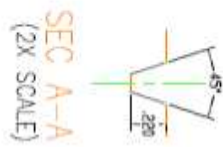
Hoosier

RACING TIRE

16" - 195/50R16

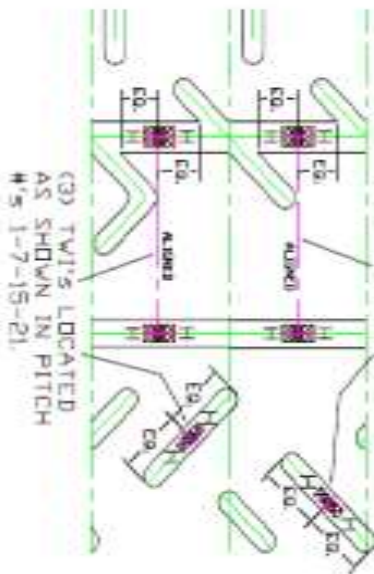


CONTROL SURFACE = 20,720mm²
 GROOVES >55mm DEEP = 3617,7mm² = 17,46%
 GROOVES >18mm DEEP = 4638,2mm² = 22,39%



(B) TWT'S PER CIRCUMFL GROOVE
 AND TREAD ELEMENTS AS SHOWN.
 (24) TOTAL FOR THE MOLD.

(3) TWT'S LOCATED
 AS SHOWN IN PITCH
 #S 4-10-12-18



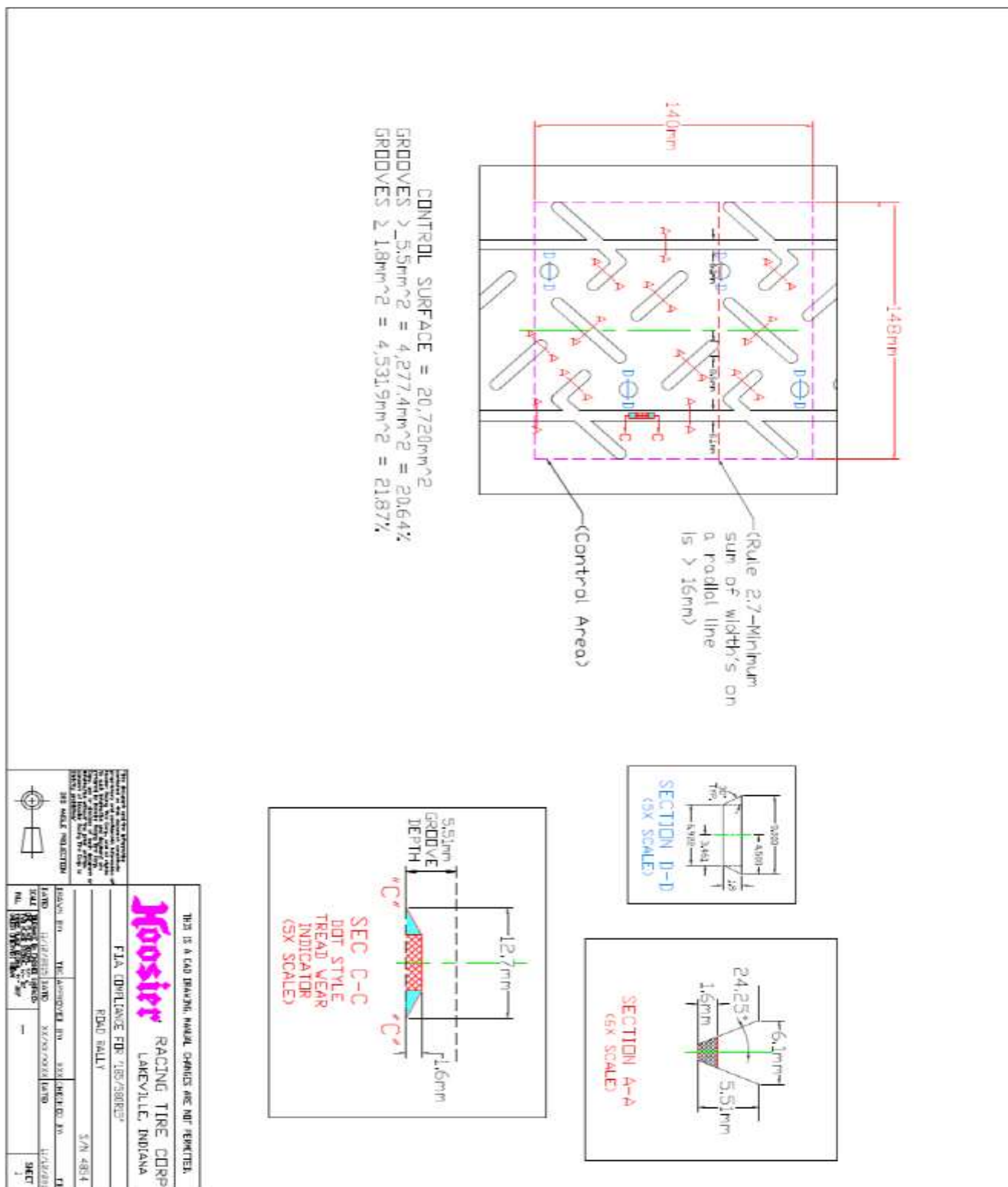
THIS IS A FOR DRIVING. MAJOR CHANGES ARE NOT PERMITTED.

Hoosier RACING TIRE CORP.
 LAKEVILLE, INDIANA

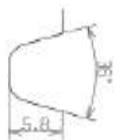
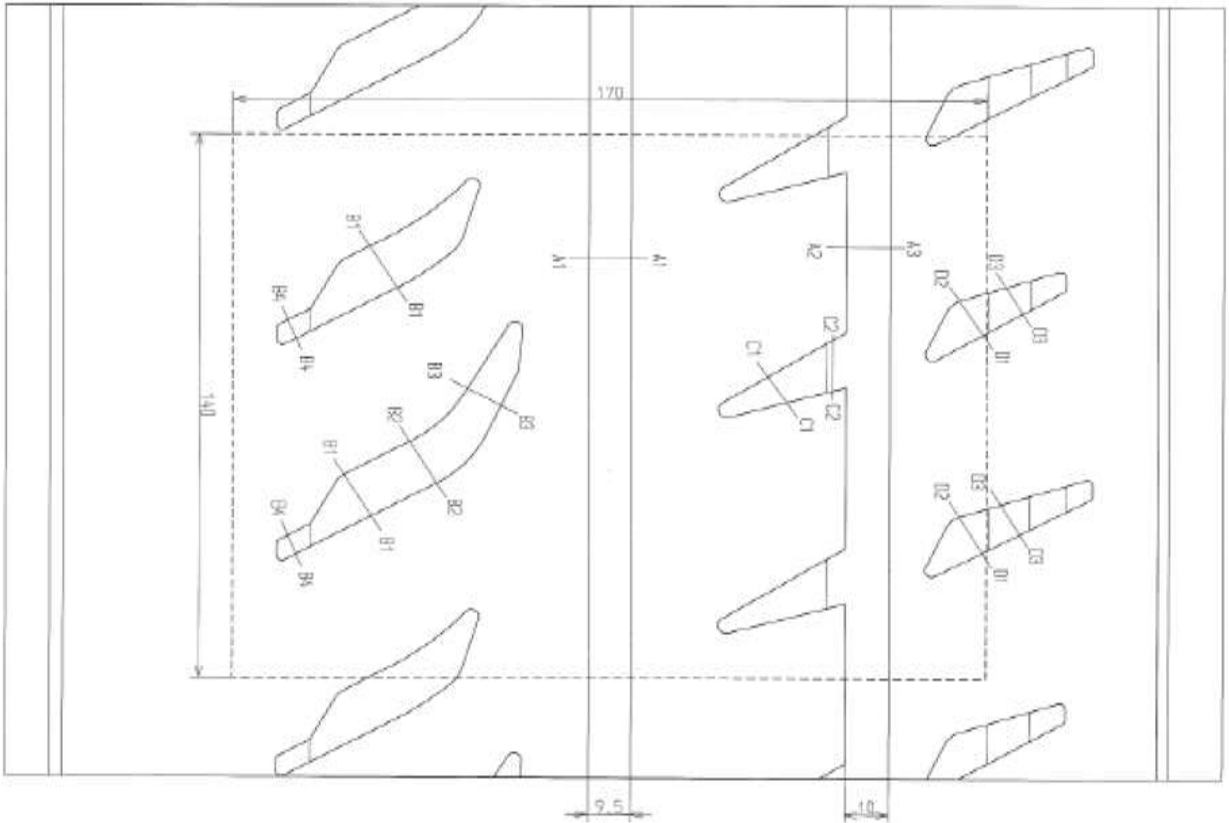
195/50R16 TARGAC RALLY 5/2N 4306

MOULD #	438	APPROVED BY	KEE	DESIGNED BY	438
DATE	04-03-08	DATE	04-03-08	DATE	04-03-08
MOULD #	438	APPROVED BY	KEE	DESIGNED BY	438
DATE	04-03-08	DATE	04-03-08	DATE	04-03-08

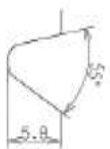
15" - 185/580R15



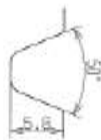
18" - 205/640R18



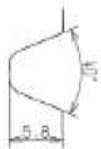
SEC.A1-A1



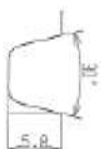
SEC.A2-A3



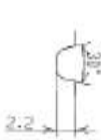
SEC.B1-B1



SEC.B2-B2



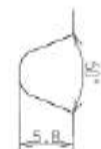
SEC.B3-B3



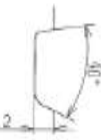
SEC.B4-B4



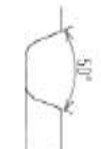
SEC.C1-C1



SEC.C2-C2



SEC.D1-D2



SEC.D3-D3

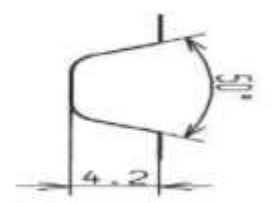

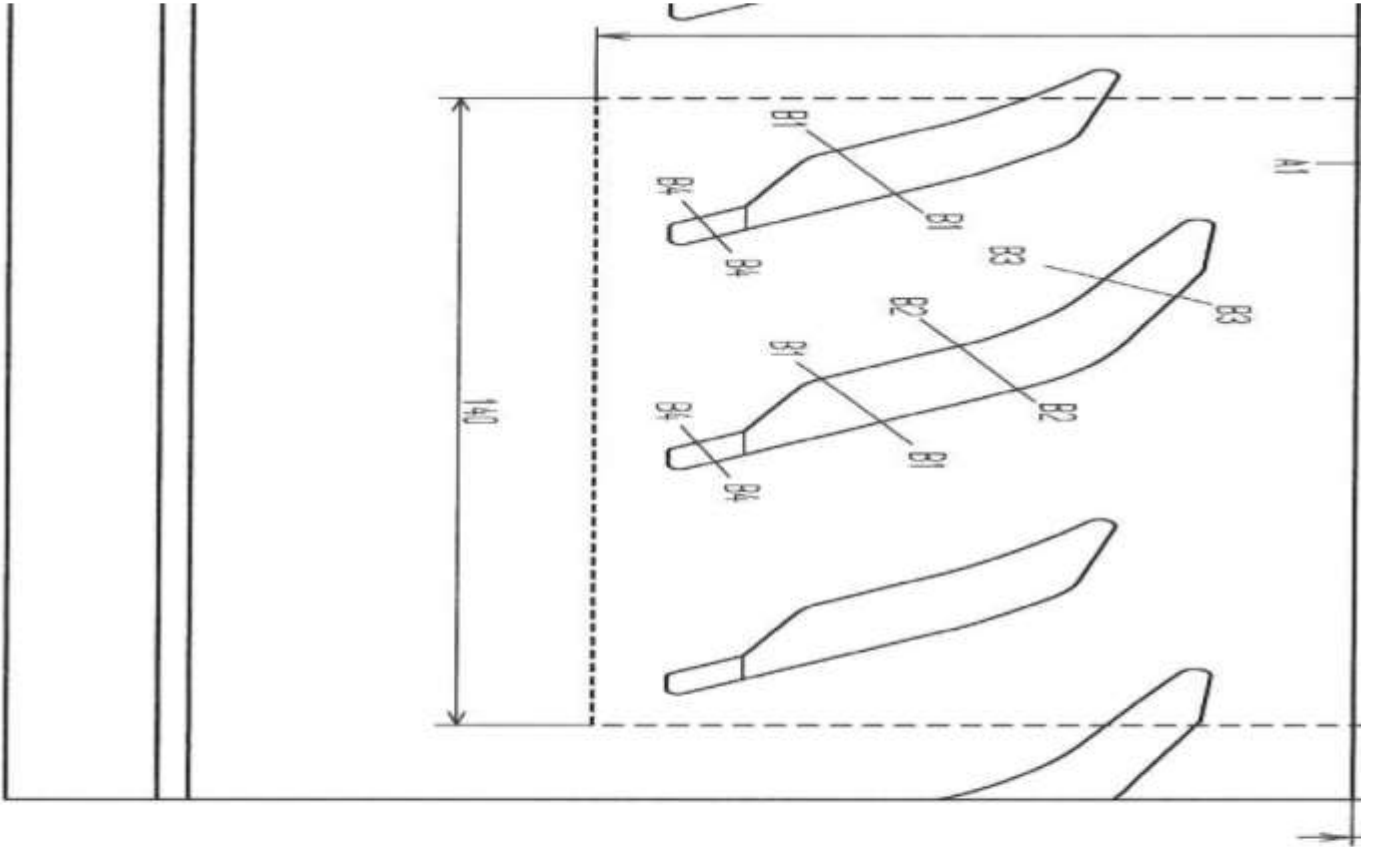
In the control area
5.5mm grooves-19, 2x
total grooves 22,3x

-----Control area(170x140)

PRODUCT NAME
TOYO PROXES 888RT

SIZE 205/640R18

16" - 185/600R16



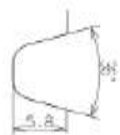
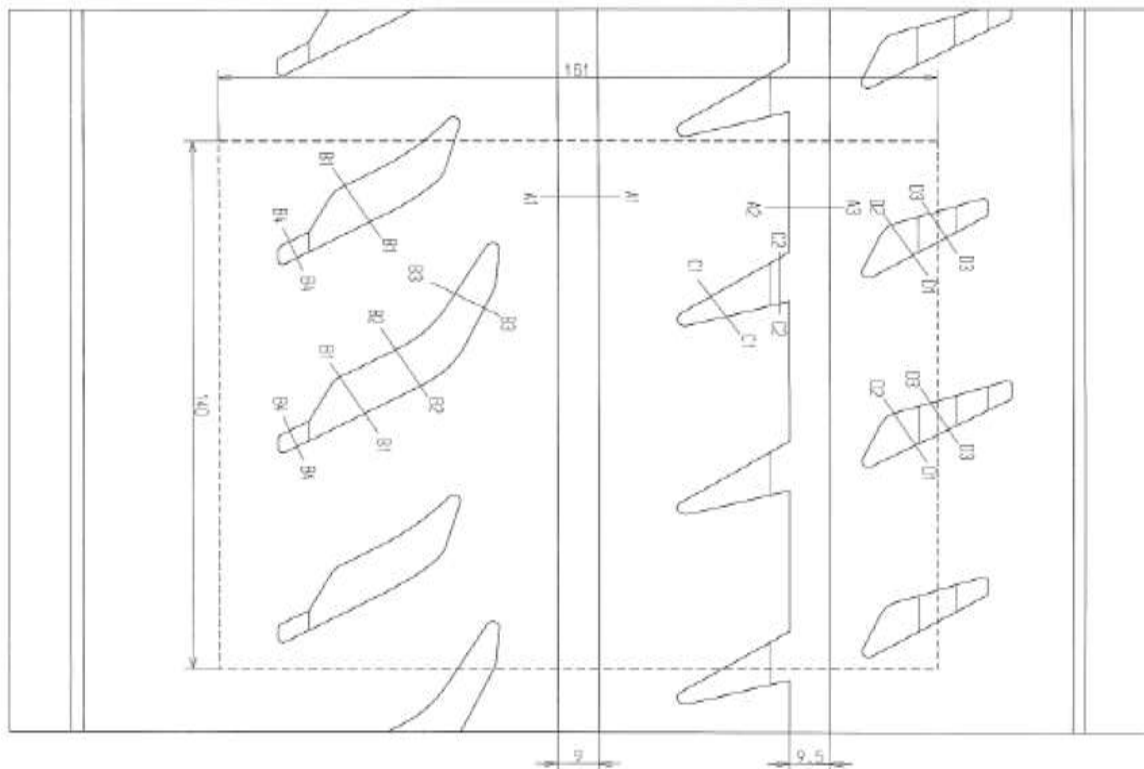
In the control area
5.5mm grooves-19.2%
total grooves 23.1%

-----Control area(148x140)

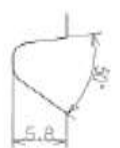
PRODUCT NAME
TOYO PROXES 888RT

SIZE 185/600R16

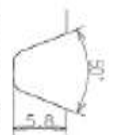
15" - 185/580R15



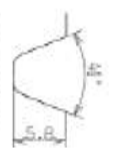
SEC. A1-A1



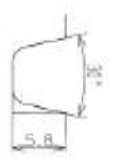
SEC. A2-A3



SEC. B1-B1



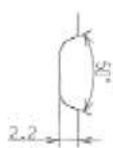
SEC. B2-B2



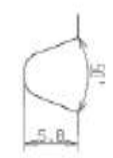
SEC. B3-B3



SEC. B4-B4



SEC. C1-C1



SEC. C2-C2



SEC. D1-D2



SEC. D3-D3

In the control grove
5.5mm grooves-18.22
Total grooves 22.32

-----Control grove(161x140)

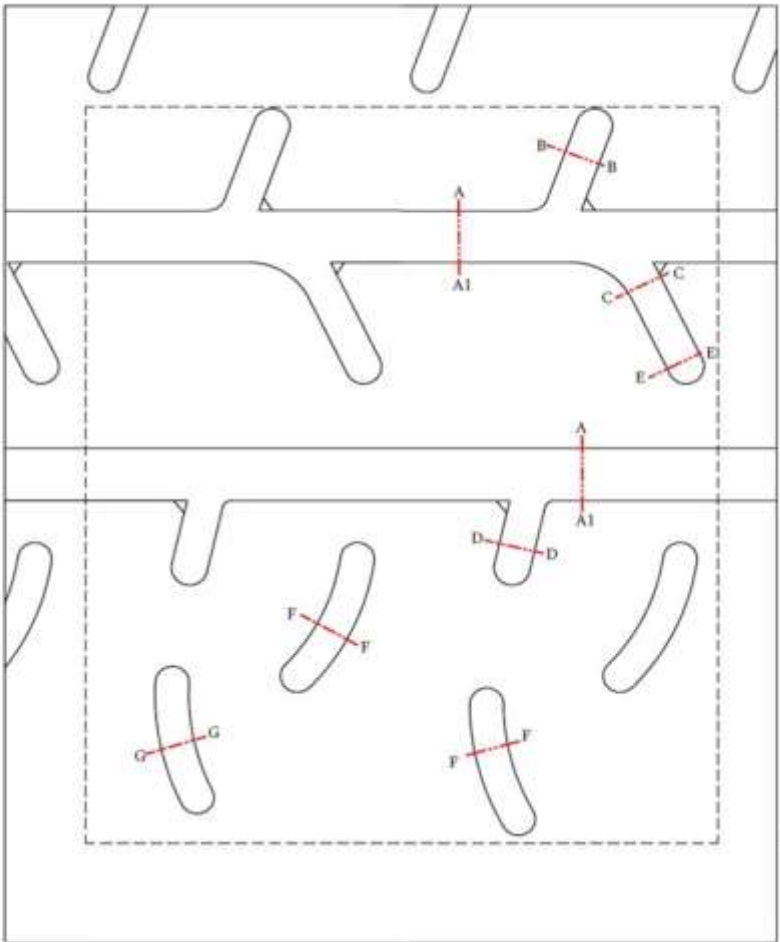
PRODUCT NAME
TOYO PROXES 888RT

SIZE 185/580R15

18" - 235/40R18



MRF 235/40R18 ZTA1 TL



In the control area 170x140 mm (indicated in the dotted line)

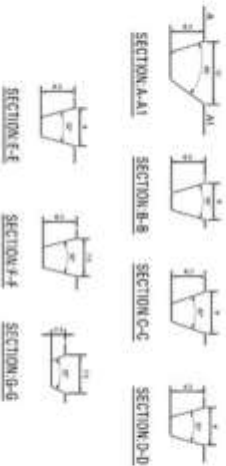
Grooved area within Min. 1.8 deep grooves > 21.5%

Grooved area within Min. 5.5 deep grooves > 17.0%

The total width of the circumferential line is >12 mm

The sum of the width of the grooves encountered by a radial line is >16 mm

**CLASS 9"
RIM 8.0"**



If the condition is not suitable, please contact the manufacturer.

THE DRAWING IS THE PROPERTY OF MRF LTD. THE USER IS ADVISED THAT THE DRAWING AND INFORMATION HEREIN CONTAINED ARE THE PROPERTY OF MRF LTD. AND WILL NOT BE REPRODUCED, COPIED OR TRANSMITTED IN ANY FORM OR BY ANY MEANS, ELECTRONIC OR MECHANICAL, INCLUDING PHOTOCOPYING, RECORDING, OR BY ANY INFORMATION STORAGE AND RETRIEVAL SYSTEM, WITHOUT THE WRITTEN PERMISSION OF MRF LTD. ANY VIOLATION OF THIS NOTICE WILL BE CONSIDERED AS AN ACT OF INFRINGEMENT OF THE PATENT RIGHTS OF MRF LTD. IT IS HEREBY ADVISED THAT THE USER OF THIS DRAWING SHALL BE RESPONSIBLE FOR ANY INFRINGEMENT OF THE PATENT RIGHTS OF MRF LTD.

NOT TO SCALE

S.No	DATE	DESCRIPTIONS	DRAWN	EXPRO / PDM

SIGNATURE		APPROVED		SCALE
G. Kishore Kumar		T. N. Sankar		NTS
DATE		EXPRO / PDM		
25.01.18		29.01.18		

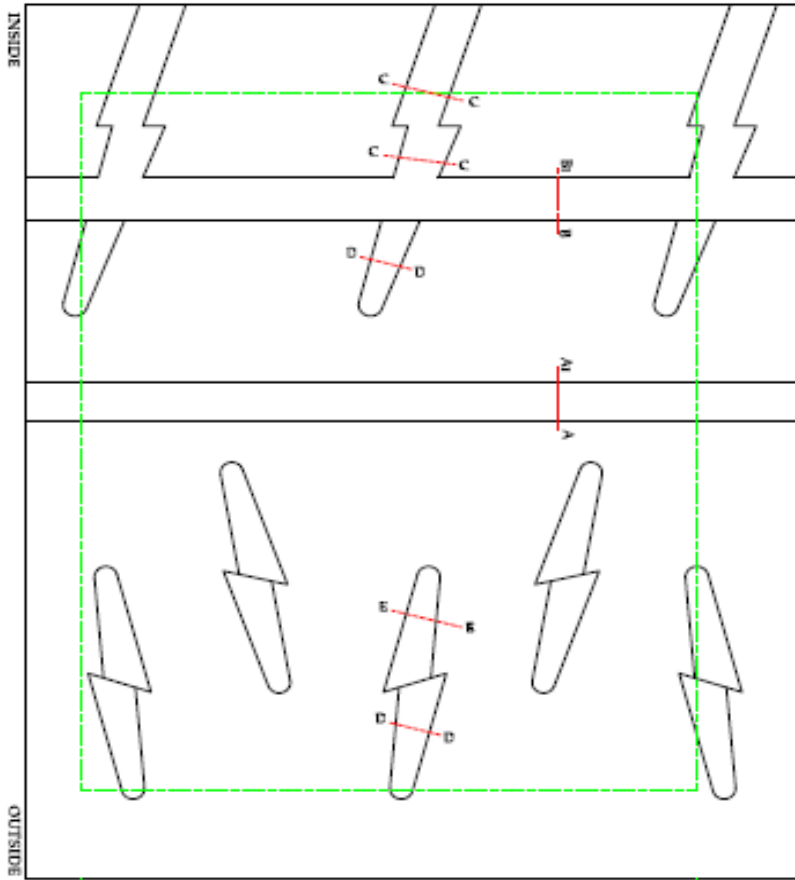
F.I.A COMPLIANCE FOR 235/40R18 ZTA1 TL

COMPANIE TECHNICAL MOULD DESIGN	DHS No.	RR-235/40R18_0518	REVISION No.	00
SAP DOCUMENT TYPE	SAP DOCUMENT No.		VER	



18" - 235/40R18

MRF 235 / 40 R18 ZTA PLUS TL



In the control area 170 x 140 mm (Indicated in the Dotted Line)

Grooved area within Min. 1.8 deep grooves > 21.5%

Grooved area within Min. 5.5 deep grooves > 17.0%

The total width of the circumferential line is >12 mm

The sum of the width of the grooves encountered by radial line is >16 mm

CLASS 9"
RIM 8.0"

THE DRAWING IS THE PROPERTY OF MRF TYRES. THE USER IS LIMITED TO THE CONTROLLED INFORMATION THAT THE COMPANY HAS PROVIDED. IT IS FORBIDDEN TO REPRODUCE OR TO DISSEMINATE THIS INFORMATION TO ANY OTHER PARTY WITHOUT THE WRITTEN PERMISSION OF MRF TYRES. THE COMPANY IS NOT RESPONSIBLE FOR THE CONSEQUENCES OF THE USE OF THIS INFORMATION. THE COMPANY IS NOT RESPONSIBLE FOR THE CONSEQUENCES OF THE USE OF THIS INFORMATION.



IF IN DOUBT ASK...
DO NOT SCALE THE DRAWING
DO NOT SCALE THE DRAWING

DATE	24.02.2021	DATE	24.02.2021
DESIGNER	DRAN	CHECKED/SIGNED	CHENNAI
APPROVED	INDIA	APPROVED	INDIA
SCALE	SCALE	SCALE	SCALE
DATE	24.02.2021	DATE	24.02.2021
DESIGNER	DRAN	CHECKED/SIGNED	CHENNAI
APPROVED	INDIA	APPROVED	INDIA
SCALE	SCALE	SCALE	SCALE
DATE	24.02.2021	DATE	24.02.2021
DESIGNER	DRAN	CHECKED/SIGNED	CHENNAI
APPROVED	INDIA	APPROVED	INDIA
SCALE	SCALE	SCALE	SCALE
DATE	24.02.2021	DATE	24.02.2021
DESIGNER	DRAN	CHECKED/SIGNED	CHENNAI
APPROVED	INDIA	APPROVED	INDIA
SCALE	SCALE	SCALE	SCALE

F.I.A COMPLIANCE FOR 235/40R18 ZTA PLUS TL

COMPAGNE TECHNICAL MOLD DESIGN

DATE: 24.02.2021

SCALE: FA-0004

REVISION: 00



MRF TYRES

17" - 205/45R17

205 / 45 R17 ZWR1 TL

148.0

148.0

140.0

In the control area 148 x 140 mm (Indicated in the Dotted Line)

Grooved area within Min. 5.5 deep grooves > 27.5%

The total width of the circumferential line is >12 mm

The sum of the width of the grooves encountered by radial line is >16 mm

CLASS 8"

RIM 7.0"

SECTION: A-A

F.I.A COMPLIANCE FOR 205 / 45 R17 ZWR1 TL

Sl. No.	DATE	DESCRIPTIONS	DRAWN	HECKED	APPROVED	SCALE

CHENNAI ZWR1 INDIA

DESIGN	CHECKED/ISSUED	APPROVED	SCALE

F.I.A COMPLIANCE FOR 205 / 45 R17 ZWR1 TL

COMPONENT TECHNICAL MOULD DESIGN	DRG. NO.	FA-0001	REVISION No.

DATE: 14/07/2017

DATE	BY	FOR	SCALE

SECTION: A-A

F.I.A COMPLIANCE FOR 205 / 45 R17 ZWR1 TL

CHENNAI ZWR1 INDIA

DESIGN	CHECKED/ISSUED	APPROVED	SCALE

DATE: 14/07/2017

DATE	BY	FOR	SCALE

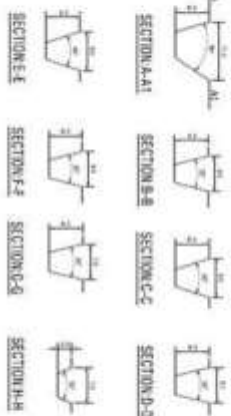
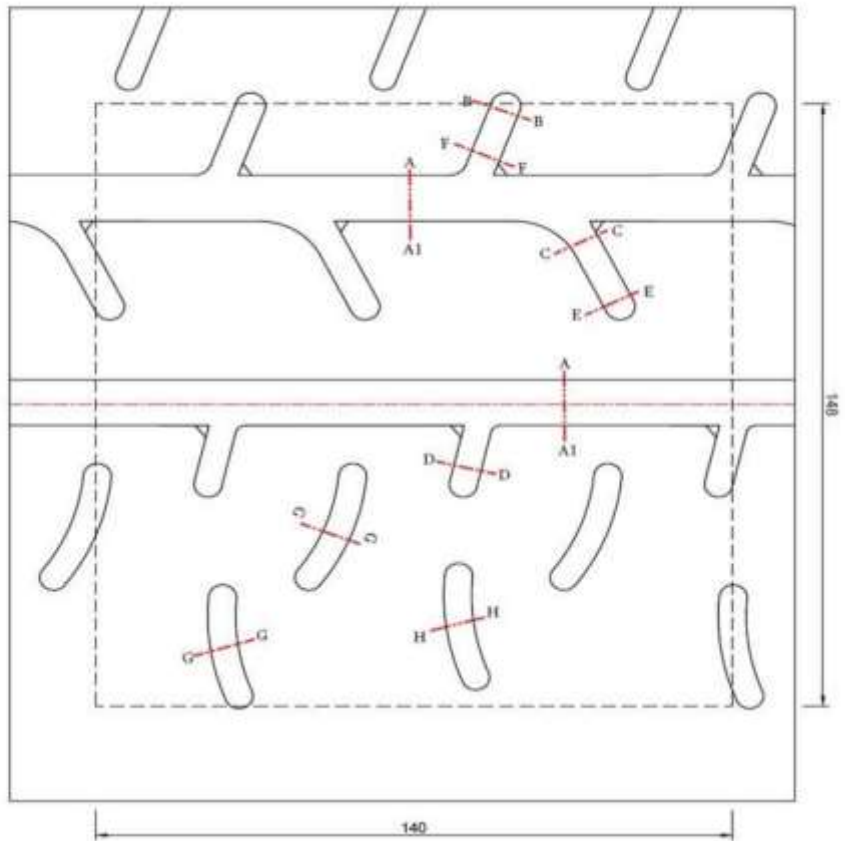


MRF TYRES

17" - 205/45R17



MRF 205/45R17 ZTA1 TL



In the control area 148x140 mm (indicated in the dotted line)

Grooved area within Min. 1.8 deep grooves > 21.5%

Grooved area within Min. 5.5 deep grooves > 17.0%

The total width of the circumferential line is >12 mm

The sum of the width of the grooves encountered by a radial line is >16 mm

**CLASS 8"
RIM 7.0"**

at pressure as in use, when shown specified

NOT TO SCALE

Sl. No.	DATE	DESCRIPTIONS	DIAGRAM	ERRRO / PGM



CHEMICAL		APPROVED		SCALE
DRAWN		T N Sundar		NTD
SIGNALINE	G Krishnahar	ERRRO / PGM		
DATE	25.01.18			

F.I.A COMPLIANCE FOR 205/45R17 ZTA1 TL

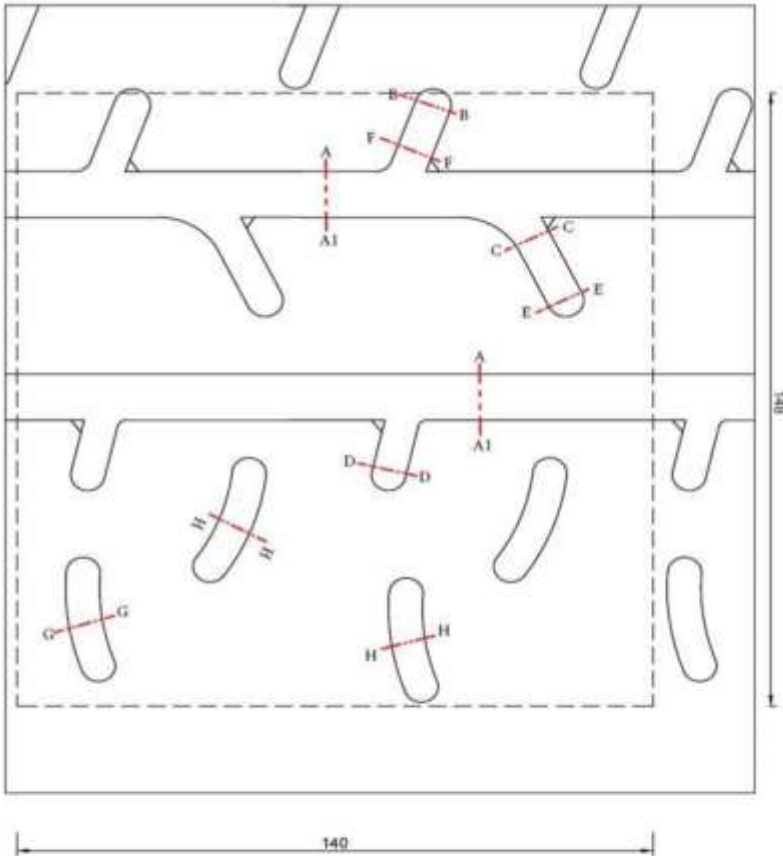
CORPORATE TECHNICAL MANDO DESIGN	DWG No.	RR-205/45R17_051B	REVISION No.	00
SAP DOCUMENT TYPE	SAP DOCUMENT No.			



16" - 195/50R16



MRF 195/50R16 ZTA1 TL



In the control area 148x140 mm (indicated in the dotted line)

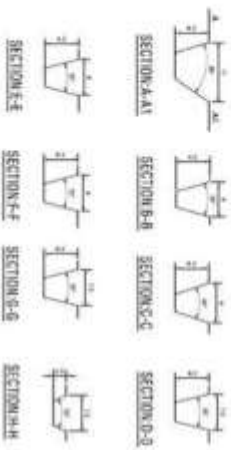
Grooved area within Min. 1.8 deep grooves > 21.5%

Grooved area within Min. 5.5 deep grooves > 17.0%

The total width of the circumferential line is >12 mm

The sum of the width of the grooves encountered by a radial line is >16 mm

CLASS 8"
RIM 6.5"



All dimensions are in mm, unless otherwise specified.

IF IN DOUBT ASK...
NOT TO SCALE

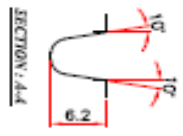
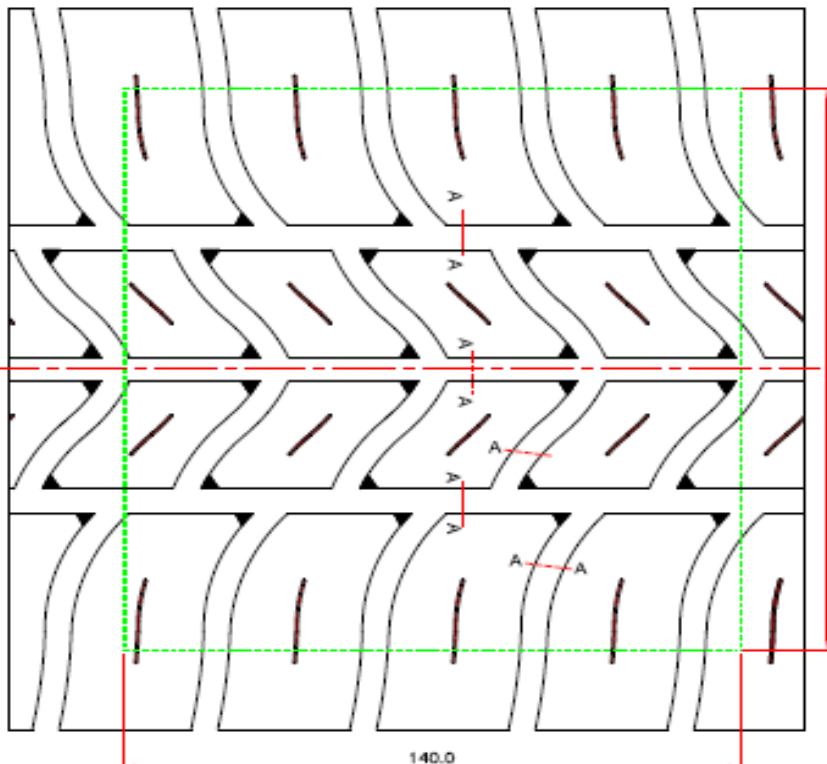
SAP DOCUMENT TYPE		SAP DOCUMENT NO.		VER.	
CORPORATE TECHNICAL MOLD DESIGN		DRG No.		REVISION No.	
RR-195/50R16_051B		RR-195/50R16_051B		00	
SIGNATURE		DATE		SCALE	
G.Kovalev		25.01.18		NTS	
DRAWN		APPROVED		SCALE	
CHEMUNA		INDIA		SCALE	
DESCRIPTION		DRAWN		EVALD / PGM	
MRF					
DATE		DATE			
25.01.18		29.01.18			
F.I.A COMPLIANCE FOR 195/50R16 ZTA1 TL					



MRF TYRES

16" - 195/50R16

MRF 195 / 50 R16 ZWR1 TL



In the control area 148 x 140 mm (Indicated in the Dotted Line)

Grooved area within Min. 5.5 deep grooves > 27.5%
 The total width of the circumferential line is >12 mm
 The sum of the width of the grooves encountered
 by radial line is >16 mm

CLASS 8"
 RIM 6.5"

IF IN DOUBT ASK...
 TO NET SCALE THE DRAWING
 OF SPECIFIC SIZE. Other details specified.

IF YOU DO NOT HAVE THE MRF TYRE, YOU CAN USE THE MRF TYRE DRAWING FOR THE PURPOSE OF THE DRAWING. THE MRF TYRE DRAWING IS THE PROPERTY OF MRF TYRES. THE MRF TYRE DRAWING IS NOT TO BE USED FOR THE PURPOSE OF THE DRAWING. THE MRF TYRE DRAWING IS THE PROPERTY OF MRF TYRES. THE MRF TYRE DRAWING IS NOT TO BE USED FOR THE PURPOSE OF THE DRAWING.

S.N.O.		DESCRIPTION	REVISION	DATE	BY	CHKD	APPD

CHENNAI		MRF		INDIA	
DESIGNER	DATE	APPROVED	SCALE		
SIGNATURE	DATE				
DATE					

F.I.A COMPLIANCE FOR 195/50 R16 ZWR1 TL

COMPONENT TECHNICAL MODEL DESIGN	DRG. NO.	FA-0002	REV. NO.	00
SAP DOCUMENT TYPE	SAP DOCUMENT NO.		VER.	



MRF TYRES

15" - 195/50R15

MRF 195 / 50 R15 ZWR1 TL

In the control area 148 x 140 mm (Indicated in the Dotted Line)

Grooved area within Min. 5.5 deep grooves > 27.5%

The total width of the circumferential line is >12 mm

The sum of the width of the grooves encountered by radial line is >16 mm

CLASS 8"
RIM 6.5"

F.I.A COMPLIANCE FOR 195/50 R15 ZWR1 TL

COMPONENT TECHNICAL WORLD DESIGN DESG. NO. **FA-0003**

SAP DOCUMENT TYPE SAP DOCUMENT FILE VER REV/REV FILE

SERIAL DATE	DESCRIPTIONS	ISSUED	HEAD	WORLD DESIGN	VERNO / PROJ

INDIA

DRAWN	DATE/REVISED	APPROVED	SCALE
SIGNATURE	DESIGN		
DATE	HEAD-PROFILE DESIGN		

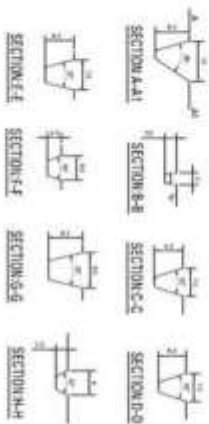
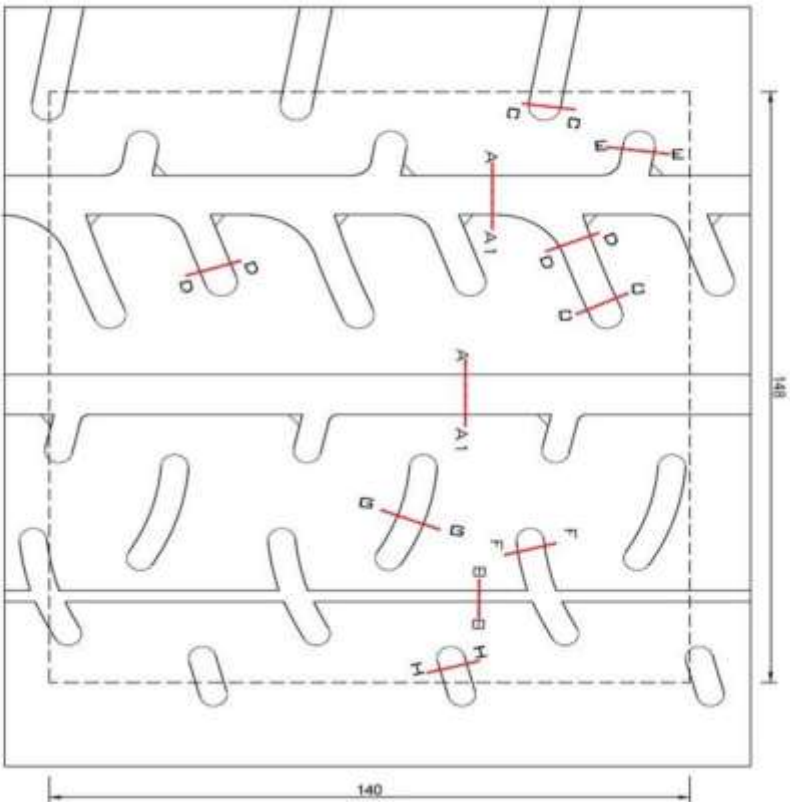


MRF TYRES

15" - 195/50R15



MRF 195/50R15 ZTA1 TL



THE DRAWING IS THE PROPERTY OF MRF LTD. AND IS A TRADE SECRET. THE DESIGN AND INVENTION THEREOF CONVEYED ARE THE PROPERTY OF MRF LTD. AND WILL NOT BE REPRODUCED, COPIED OR TRANSMITTED IN ANY FORM OR BY ANY MEANS, ELECTRONIC OR MECHANICAL, INCLUDING PHOTOCOPYING, RECORDING, OR BY ANY INFORMATION STORAGE AND RETRIEVAL SYSTEM, WITHOUT THE WRITTEN PERMISSION OF MRF LTD. ANY UNAUTHORIZED USE OR REPRODUCTION OF THIS DRAWING IS STRICTLY PROHIBITED. MRF LTD. SHALL BE RESPONSIBLE AND LIABLE FOR ANY SUCH VIOLATION. THE ACTING OF THIS DRAWING WILL BE CONSIDERED AS AN ACT OF THEFT OF THE TECHNICAL KNOWLEDGE AND SHALL BE IN VIOLATION OF THE APPLICABLE LAWS AND REGULATIONS IN THE FIELD OF INTELLECTUAL PROPERTY.

IF BY COURT ORDER.
OF PROVISIONS OF A PATENT, DESIGN OR TRADE MARK ACT.

In the control area 148x140 mm (indicated in the dotted line)

- Grooved area within Min. 1.8 deep grooves > 21.5%
- Grooved area within Min. 5.5 deep grooves > 17.0%
- The total width of the circumferential line is >12 mm
- The sum of the width of the grooves encountered by a radial line is >16 mm

**CLASS 8"
RIM 6.5"**

S.No.	DATE	DESCRIPTIONS	DRAWN	ENGRD / PGM

CHEMUNNI		INDIA	
DRAWN	MRF	APPROVED	SCALE
SIGNATURE	G. Krishna Kumar	T N Sankar	NTS
DATE	25.01.18	ENGRD / PGM	29.01.18

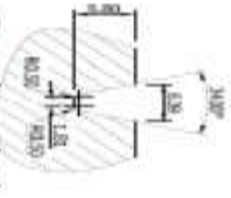
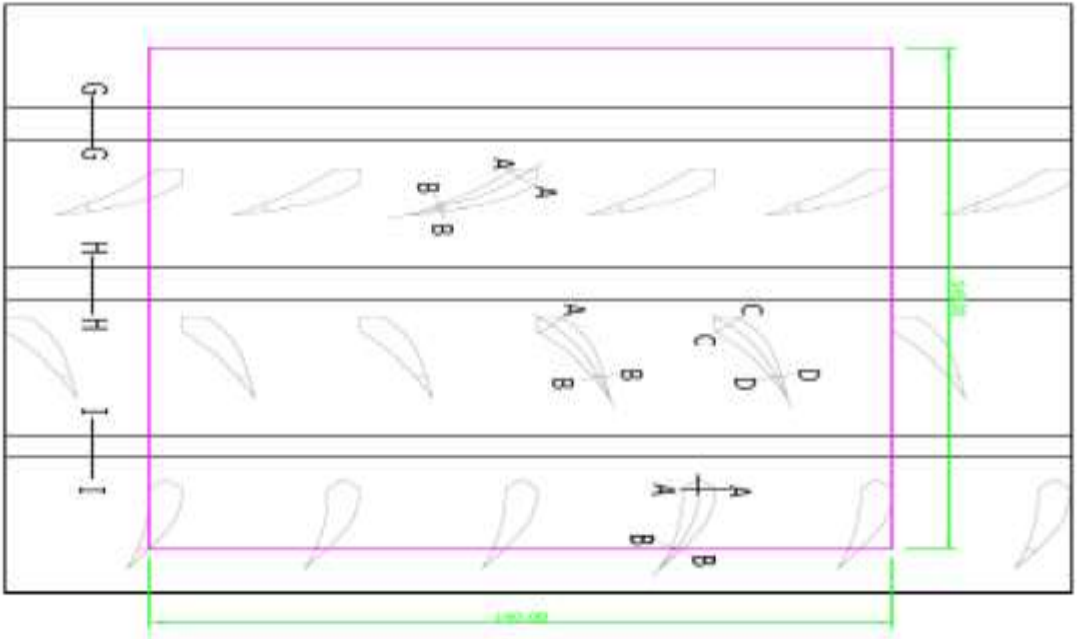
F.I.A COMPLIANCE FOR 195/50R15 ZTA1 TL

COMPENSATE TECHNICAL MOLD DESIGN	DRG No.	RR-195/50R15_0518	REVISION No.
DRG DOCUMENT TYPE	DRG DOCUMENT No.	VER	00



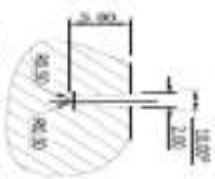
COOPERTIRES

15" - 195/50R15



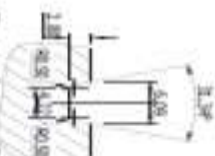
Section A:A

SCALE 1:1



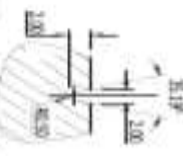
Section B:B

SCALE 1:1



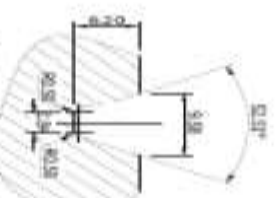
Section C:C

SCALE 1:1



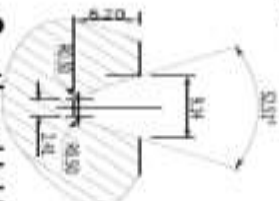
Section D:D

SCALE 1:1



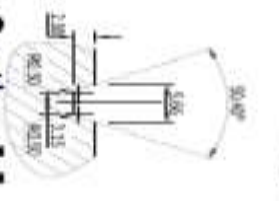
Section G:G

SCALE 1:1



Section H:H

SCALE 1:1



Section I:I

SCALE 1:1

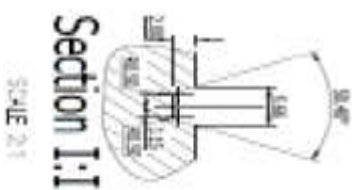
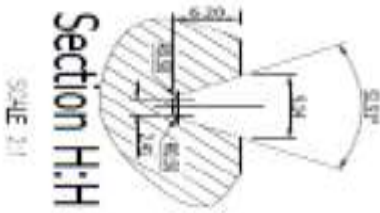
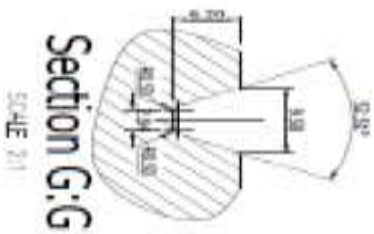
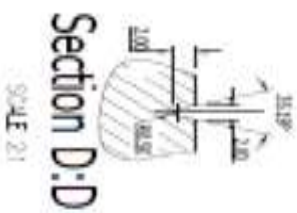
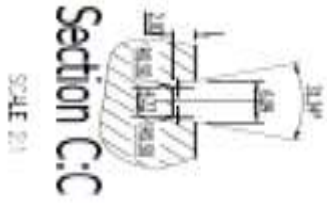
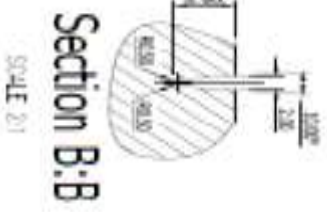
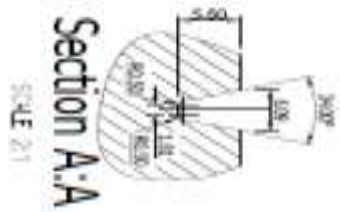

5.5mm Groove - 17.74%
Total Grooves - 22.46%

Rim - 7.0"
Class - 8.0"



COOPERTIRES

16" - 195/50R16



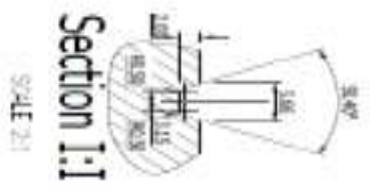
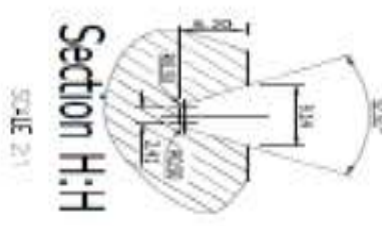
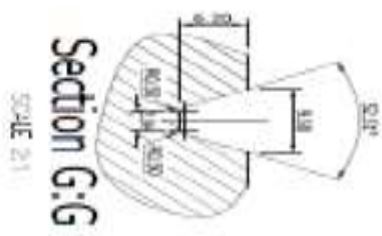

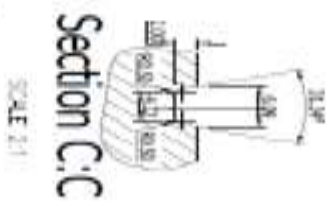
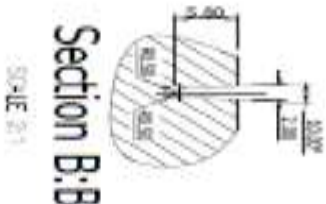
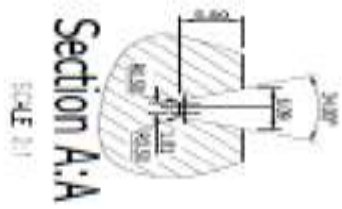

5.5mm Groove - 17.62%
 Total Grooves - 22.35%

Rim - 7.0"
 Class - 8.0"



COOPERTIRES

17" - 205/45R17



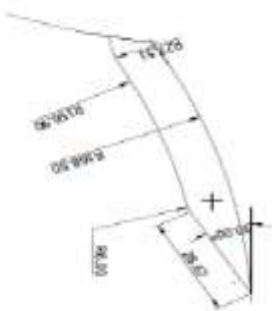
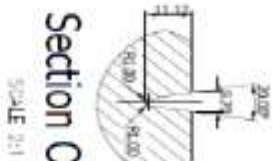
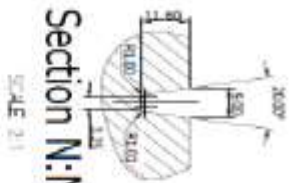
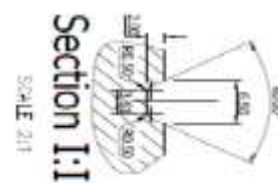
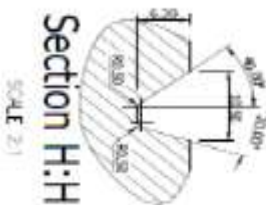
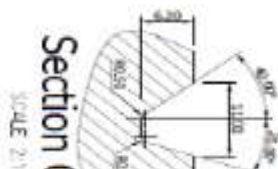
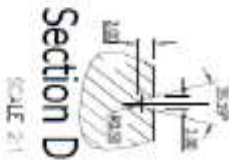
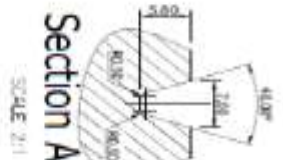
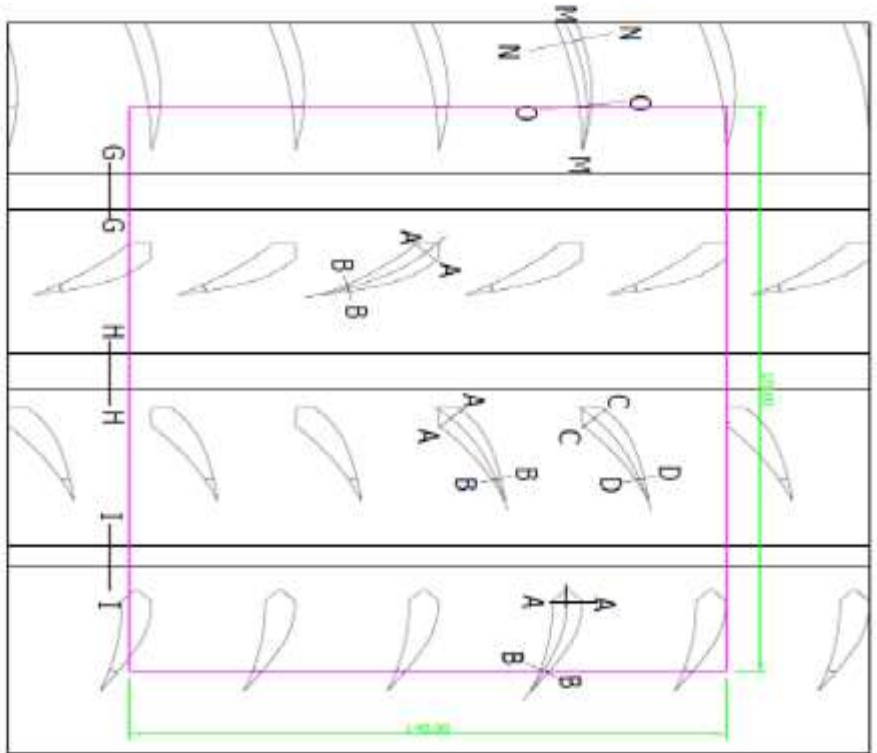
5.5m Groove - 17.78%
Total Grooves - 22.50%

Rim - 7.0"
Class - 8.0"



COOPERTIRES

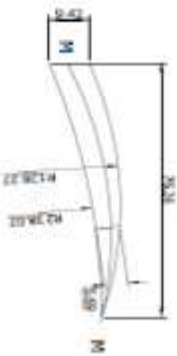
18" - 225/40-18



5.5m Groove - 18.35%
Total Grooves - 23.23%

Rim - 8.0"
Class - 9.0"

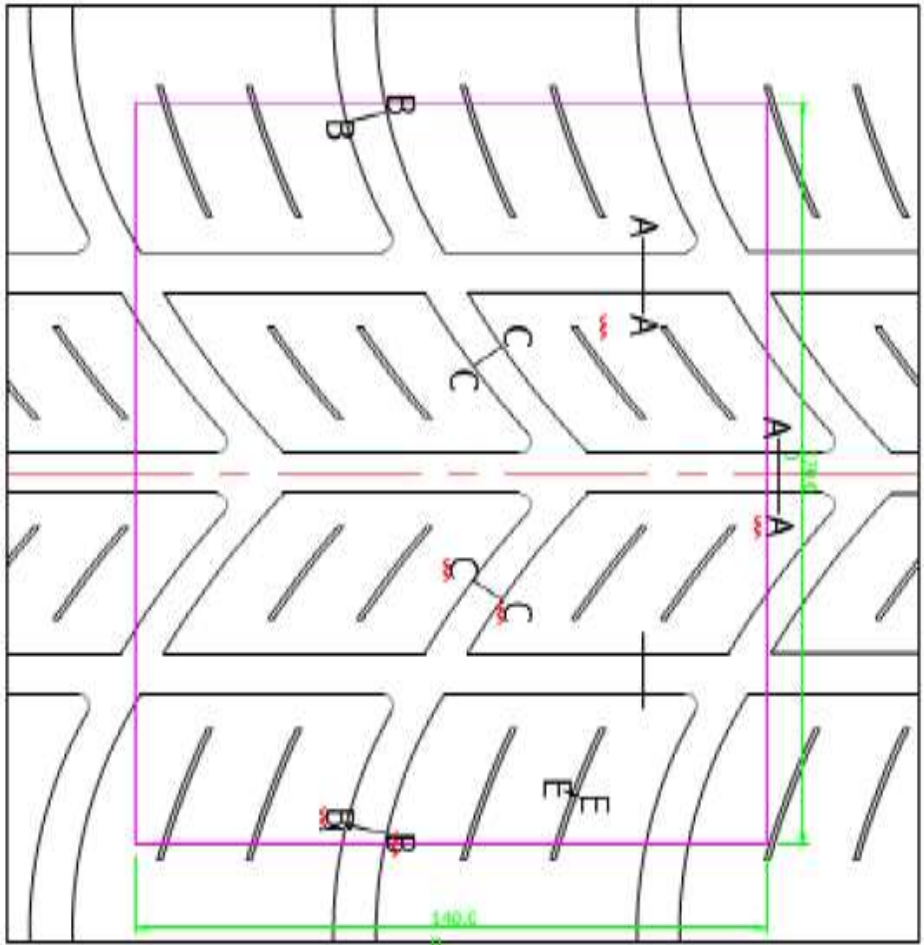
Section M:M



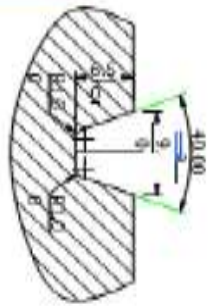


COOPERTIRES

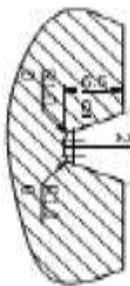
18"



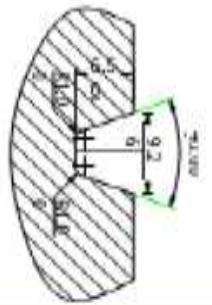
Grooved Area with min 5.5mm > 27.5%




Section A:A
SCALE 2:1



Section C:C
SCALE 2:1



Section B:B
SCALE 2:1

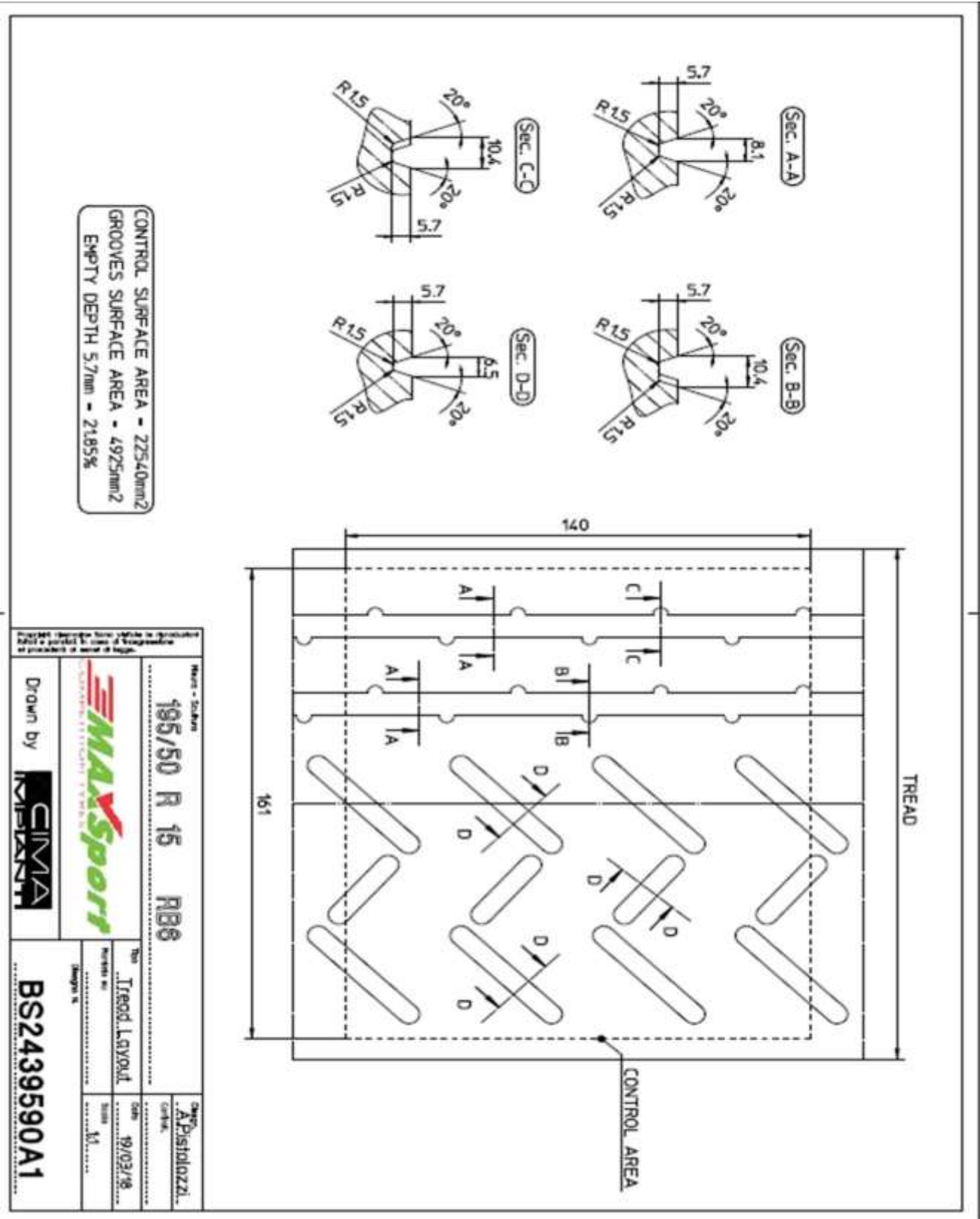


Section E:E
SCALE 2:1

REMARKS/REVISIONS	DESCRIPTION	DATE	BY	CHK	APP
COOPER TIRE & RUBBER COMPANY LIMITED 100, WING LUN ROAD, HONG KONG TEL: 2538 8888 FAX: 2538 8889 WWW.COOPERTIRES.COM		COOPER TIRES			
DATE	1.1.2011	SCALE	1:1	BY	309
CHK	11/09/08	APP			
SCALE	A2				



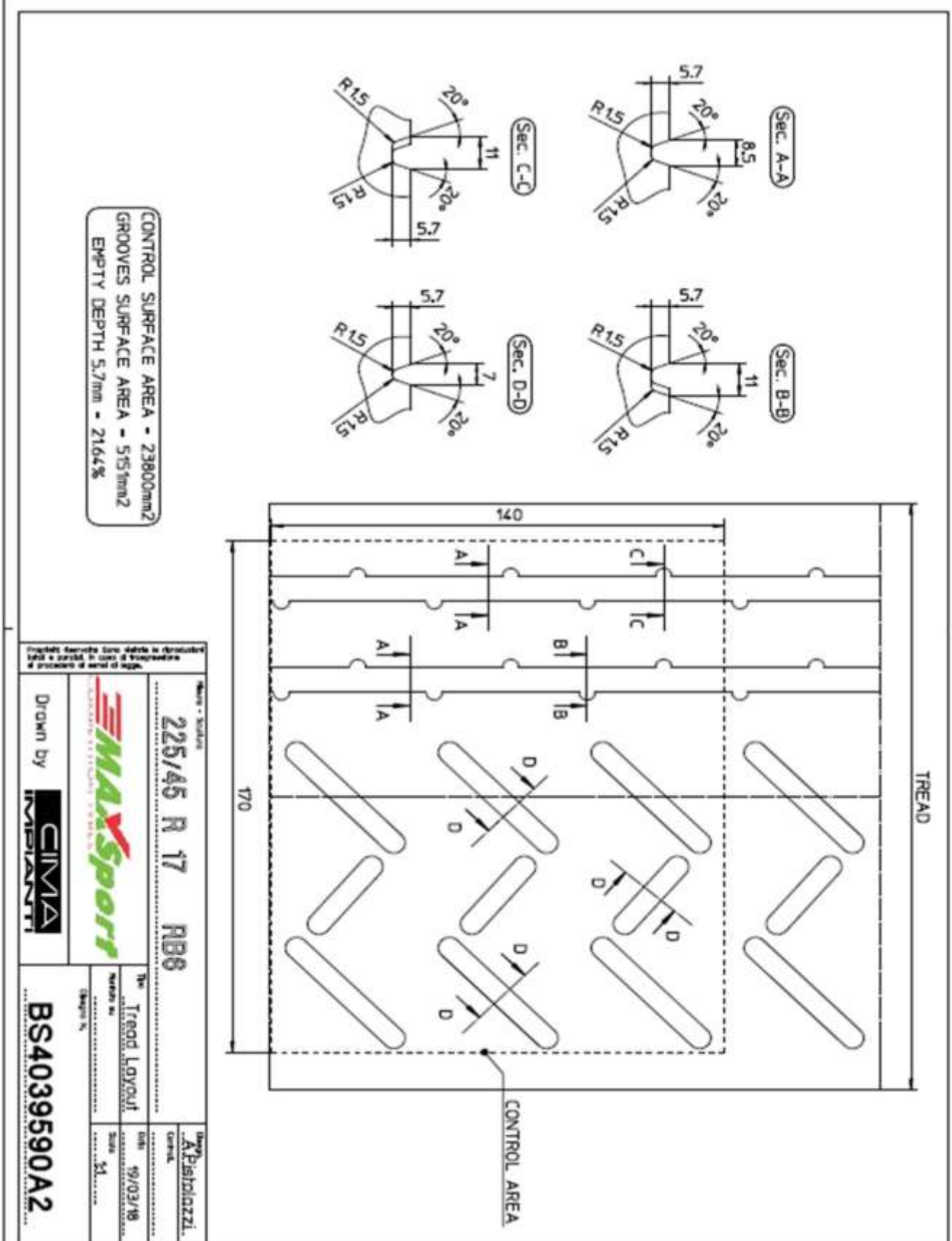
15" - 195 / 50 - R15



		195/50 R 15 RBB	
Drawn by 	Tread Layout Date: 19/03/18 Scale: M	Design N°	Design N°
BS2439590A1		Author: A. Pistolozzi	Date:



17" - 224 / 45 - R17

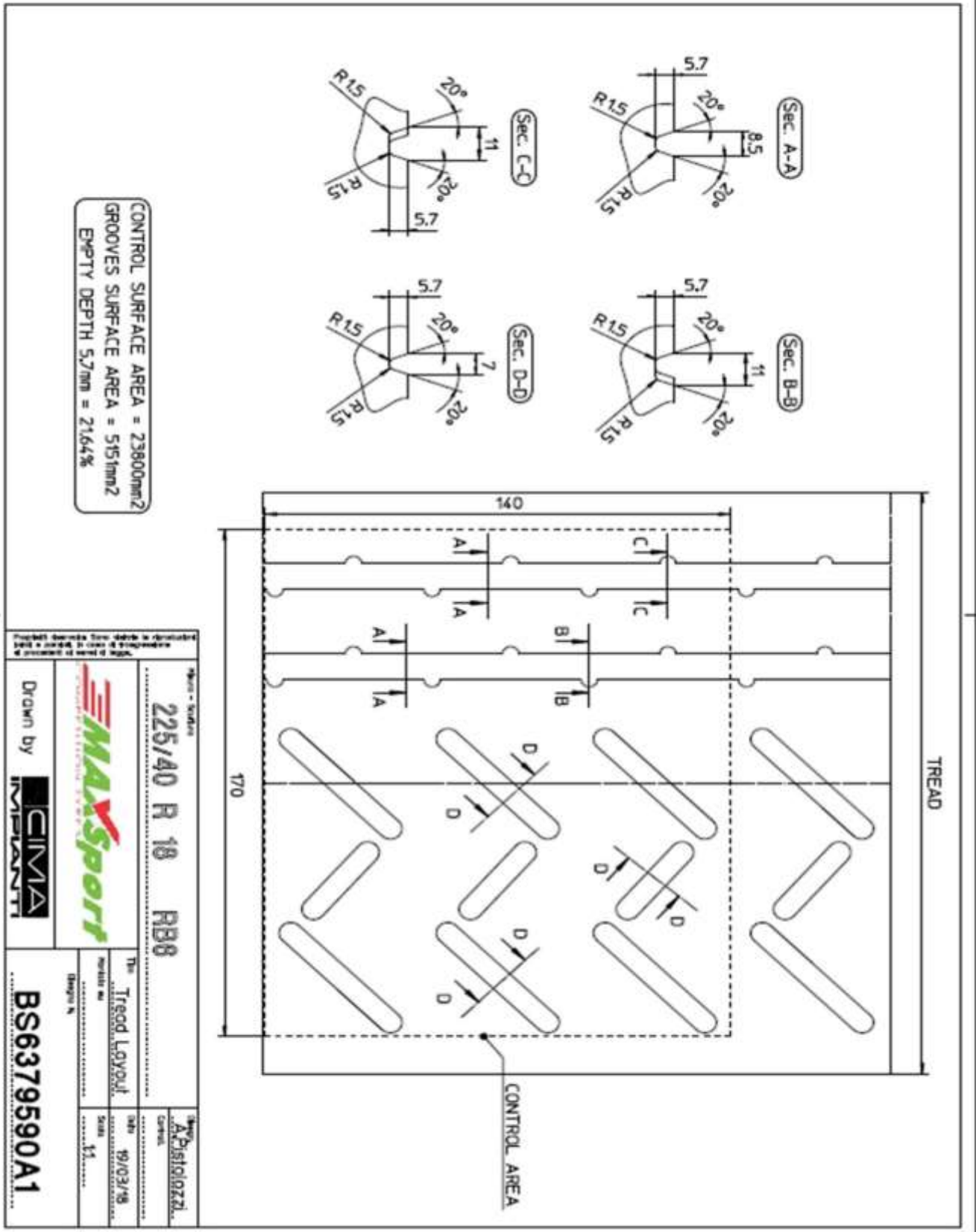


Progetto: Servizio Tecnico - elaborato in conformità alle norme e specificazioni tecniche e approvato dal processo di serializzazione.

Disegnato da	225/45 R 17 RB6	Disegnato da	A. Pistoriazzi
Disegnato da	MAX Sport	Disegnato da	19/03/18
Disegnato da	CINZIA IMPIANTI	Disegnato da	Scale 1:1
Disegnato da	BS4039590A2	Disegnato da	



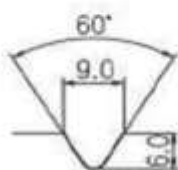
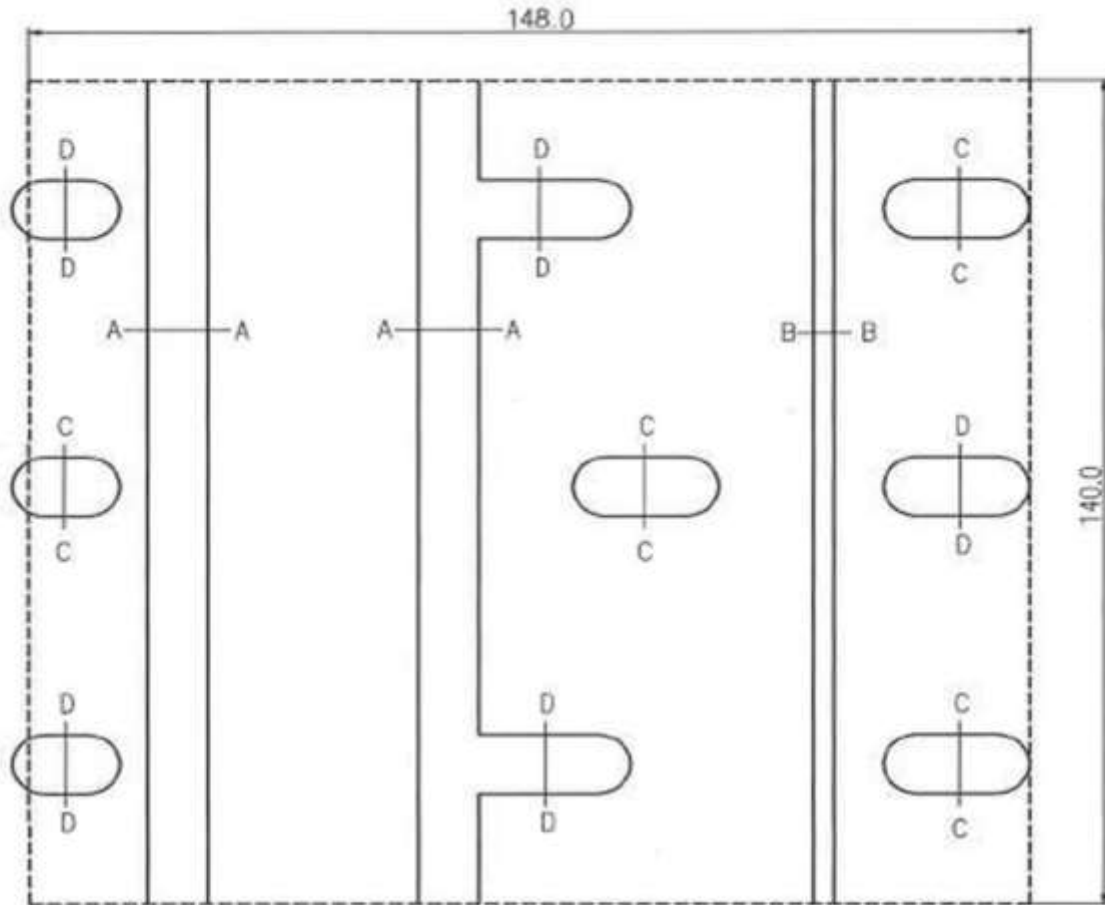
18" - 225 / 40 - R18



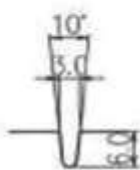
Project Name: 225/40 R 18 RB8 Drawn by: CIMA 		Design: N Date: 19/03/18 Scale: 1:1	
The Tread Layout		Design: A. Pistozzi Date: 19/03/18	
Project No: BS6379590A1		Scale: 1:1	



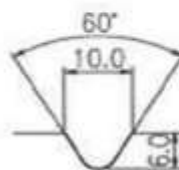
16" - 200 / 600 - R16



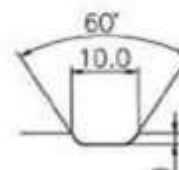
A-A



B-B



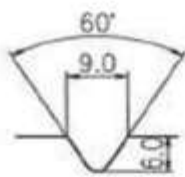
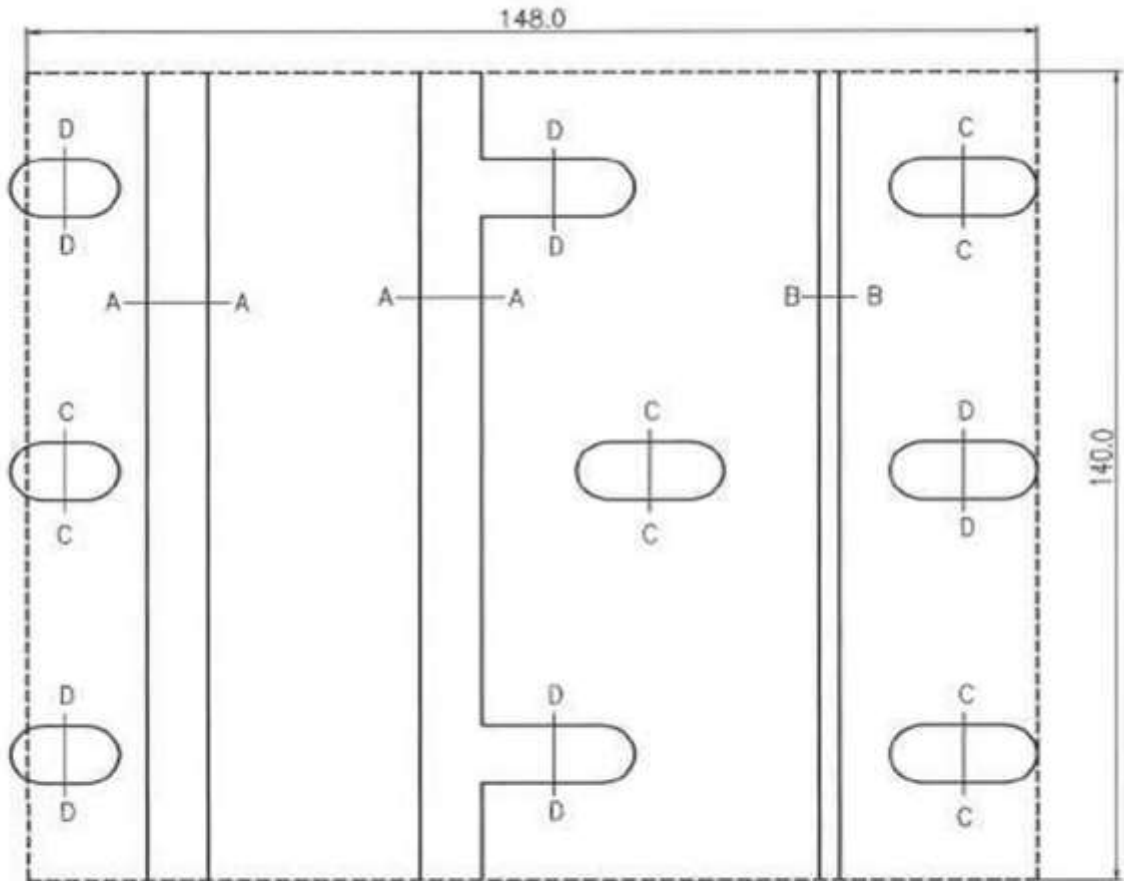
C-C



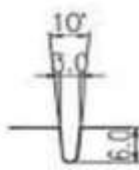
D-D

Control Area	 SUMITOMO RUBBER INDUSTRIES, LTD. MOTORSPORT DEVELOPMENT	Size • Pattern
20720(148X140)		200/600R16
Grooved Area		DIREZZA 94R
Depth >1.8mm	21.8%	
Depth >5.5mm	17.6%	

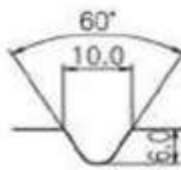
17" - 190/ 625 - R17



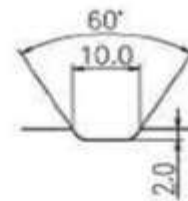
A-A



B-B



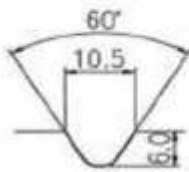
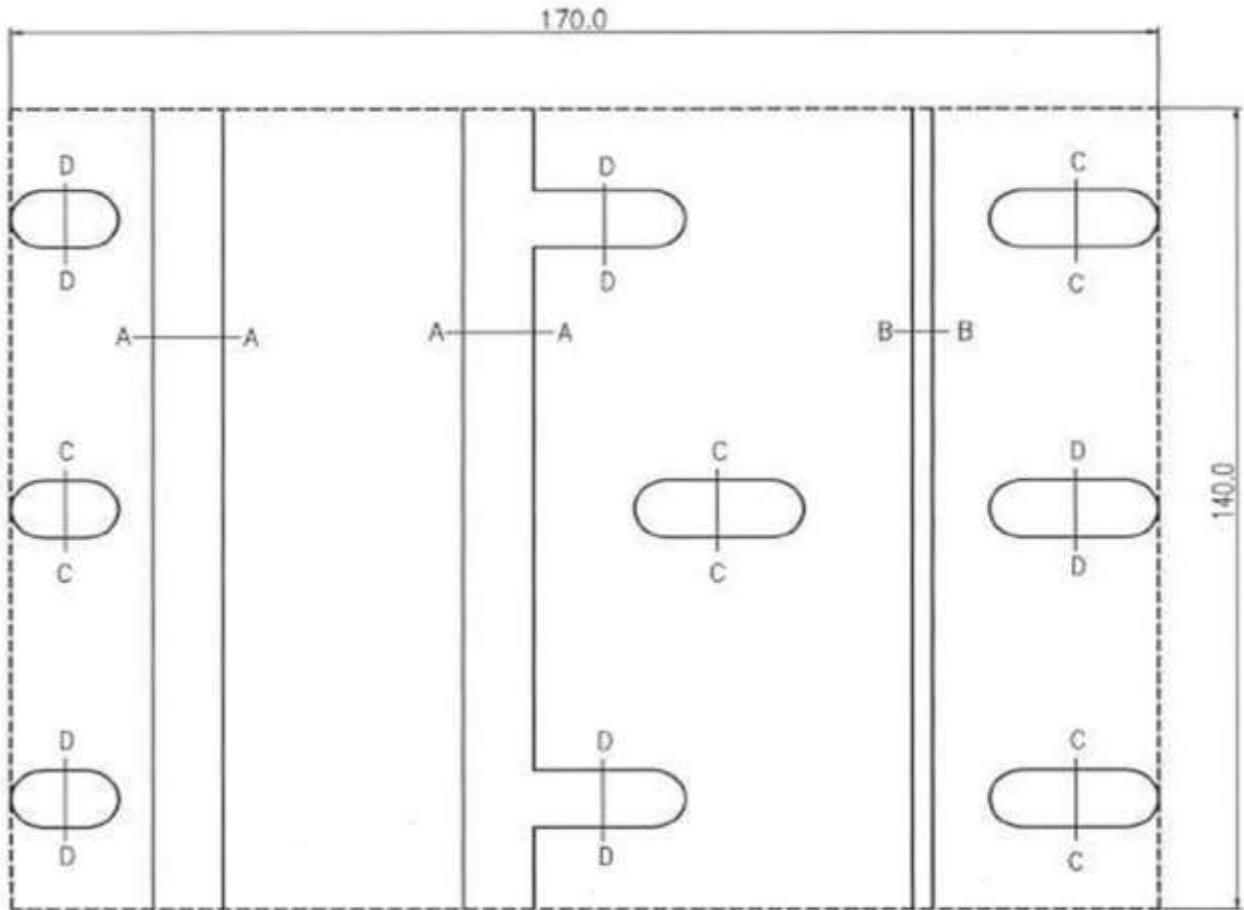
C-C



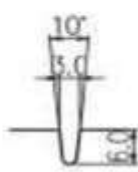
D-D

Control Area		 SUMITOMO RUBBER INDUSTRIES,LTD. MOTORSPORT DEVELOPMENT	Size • Pattern
20720(148X140)			190/625R17 DIREZZA 94R
Grooved Area			
Depth >1.8mm	21.8%		
Depth >5.5mm	17.6%		

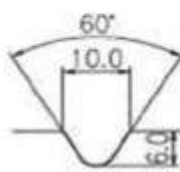
18" - 210/ 650 - R18



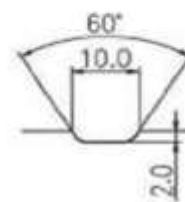
A-A



B-B



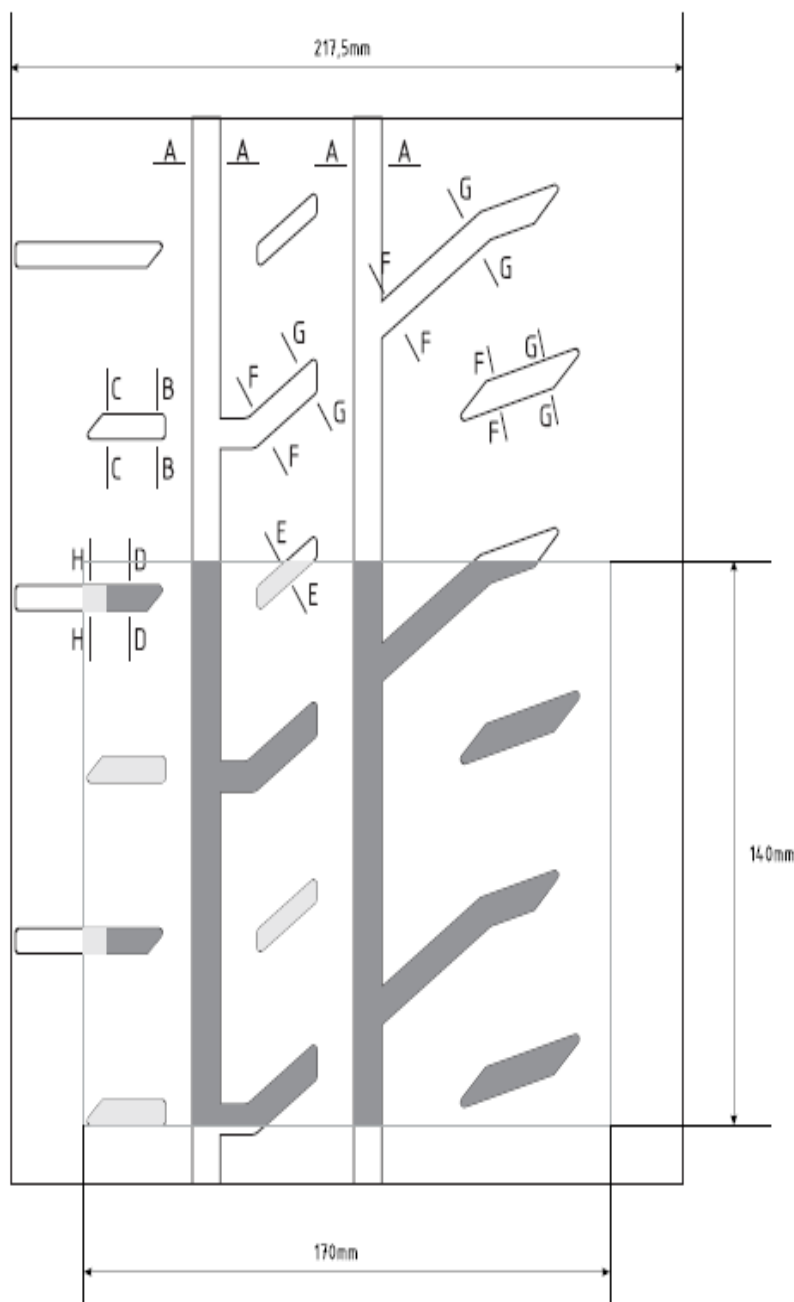
C-C



D-D

Control Area		 SUMITOMO RUBBER INDUSTRIES, LTD. MOTORSPORT DEVELOPMENT	Size • Pattern
23800(170X140)			210/650R18 DIREZZA 94R
Grooved Area			
Depth >1.8mm	21.5%		
Depth >5.5mm	17.6%		

18" - 20 / 65 - R18 R-GT



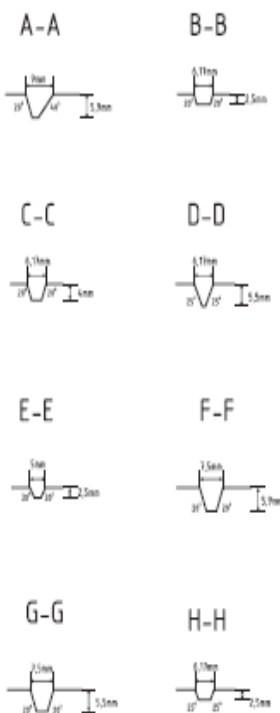
Name: EXTREME VRC

Size: 20/65-18

Width of the tyre/rim assembly: 224mm (8.8")

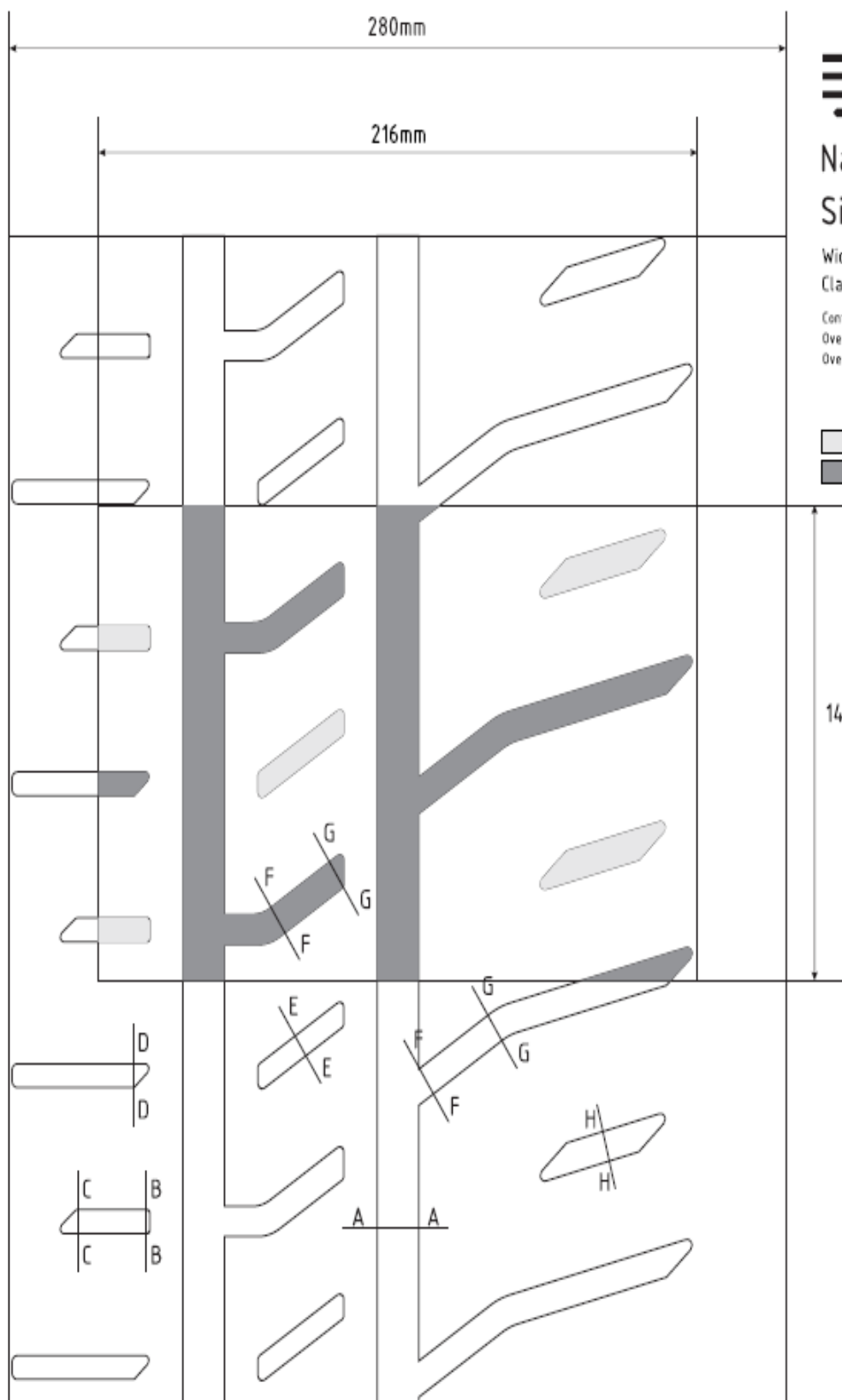
Control area: 170x140mm = 23800mm²
Over 5.5mm depth grooves area = 4550mm² (19,12%)
Over 1.8mm depth grooves area = 5118mm² (21,50%)

□ 1,8mm ≤ groove depth ≤ 5,5mm
■ 5,5mm ≤ groove depth



Scale: 1:1

18" - 28 / 66 - R18 R-GT



Name: EXTREME VRC

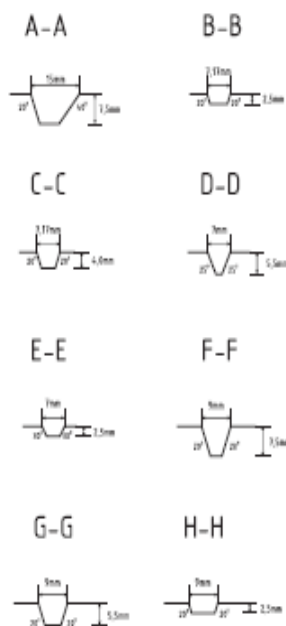
Size: 28/66-18

Width of the tyre/rim assembly: 289mm
Class: RGT

Control area: 216x140mm = 30240mm²
Over 5,5mm depth grooves area = 6295mm² (20,82%)
Over 1,8mm depth grooves area = 7518mm² (24,86%)

□ 1,8mm ≤ groove depth ≤ 5,5mm
■ 5,5mm ≤ groove depth

140mm



Scale: 1:1

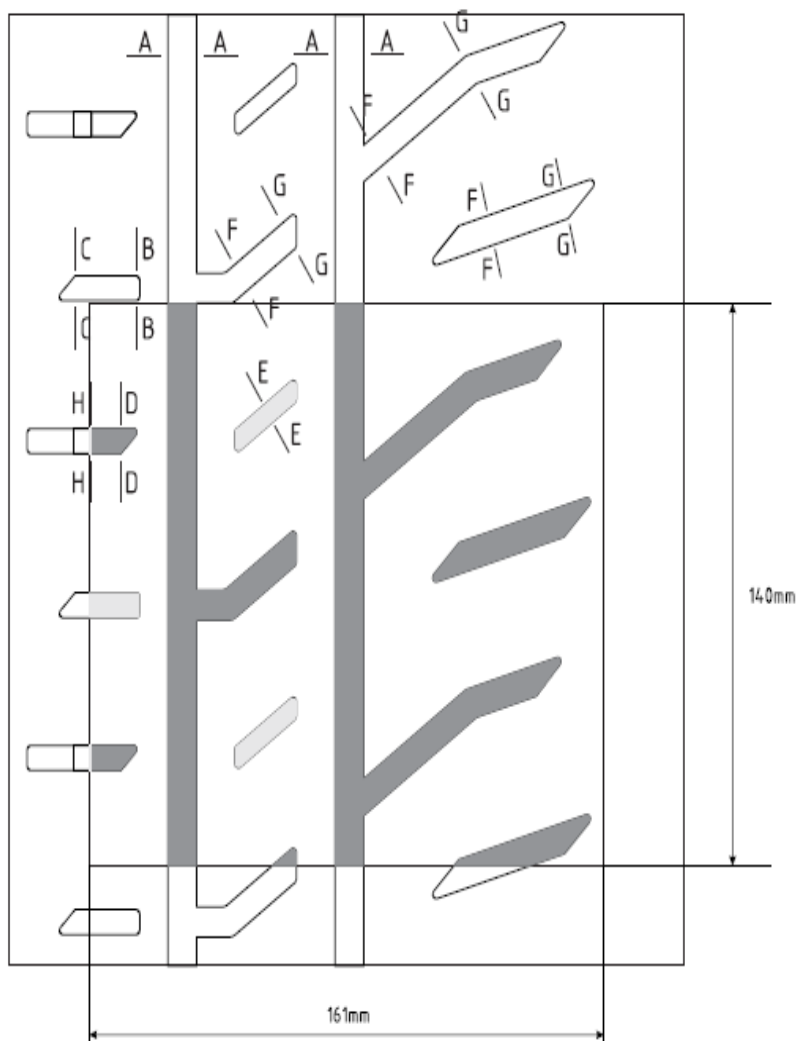
16" - 19 / 60 R16

Name: EXTREME VRC

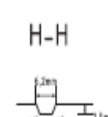
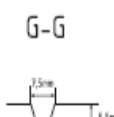
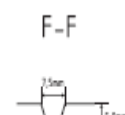
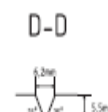
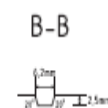
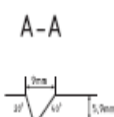
Size: 19/60-16

Width of the tyre/rim assembly: 206mm (8,1

Control area: 161x140mm = 22540mm²
Over 5,5mm depth grooves area = 4518mm² (20,04%)
Over 1,8mm depth grooves area = 4855mm² (21,54%)



1,8mm ≤ groove depth ≤ 5,5mm
 5,5mm ≤ groove depth



Scale: 1:1

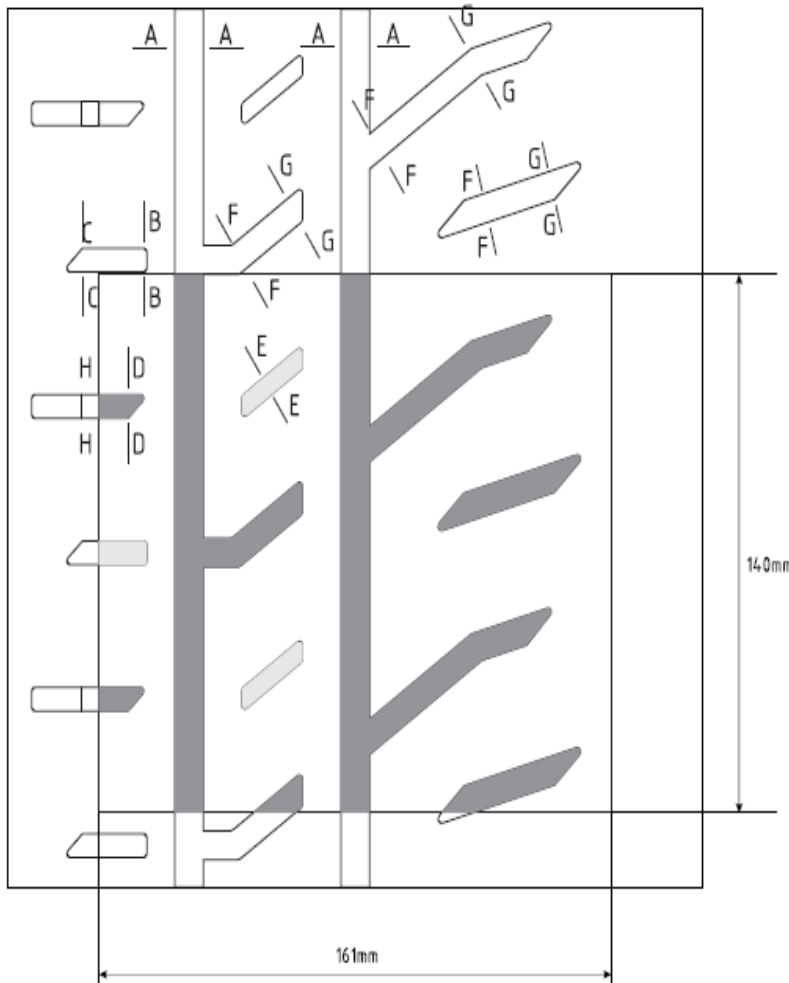
15" - 19 / 58 R15

Name: EXTREME VRC

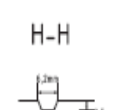
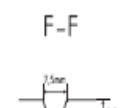
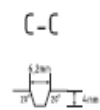
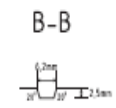
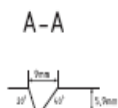
Size: 19/58-15

Width of the tyre/rim assembly: 207mm (8,1")

Control area: 161x140mm = 22540mm²
Over 5,5mm depth grooves area = 4530mm² (20,10%)
Over 1,8mm depth grooves area = 4852mm² (21,53%)



1,8mm ≤ groove depth ≤ 5,5mm
 5,5mm ≤ groove depth



Scale: 1:1

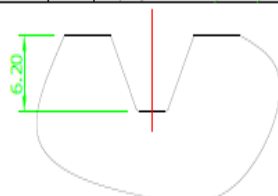

ANEXO V

LISTA DE PNEUS AUTORIZADOS PARA RECORTAR E CORTAR PARA CHUVA SOMENTE PARA PROVAS DO ERT (TROFÉU EUROPEU DE RALIS) SE AUTORIZADOS PELA REGULAMENTAÇÃO ESPECÍFICA



COOPERTIRES

COOPER DISCOVERER TARMAC DT02 - 225/40R18 - WET CUTTING PATTERN – PHASE 1



Cut Groove Depth

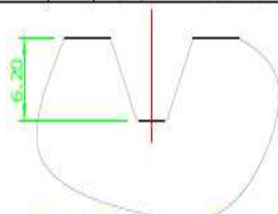

SCALE 2:1

*Green Lines to Be Cut



COOPERTIRES

COOPER DISCOVERER TARMAC DT02 - 225/40R18 - WET CUTTING PATTERN – PHASE 2



Cut Groove Depth

SCALE 2:1


*Green Lines to Be Cut



COOPERTIRES

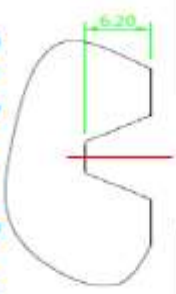
COOPER DISCOVERER TARMAC DT1 - 205/45R17 - WET CUTTING PATTERN

DRAWING REFERENCES



Cut Groove Depth

SCALE 2:1




*Green Lines to Be Cut



COOPERTIRES

COOPER DISCOVERER TARMAC DT1 - 195/50R16 - WET CUTTING PATTERN



Cut Groove Depth

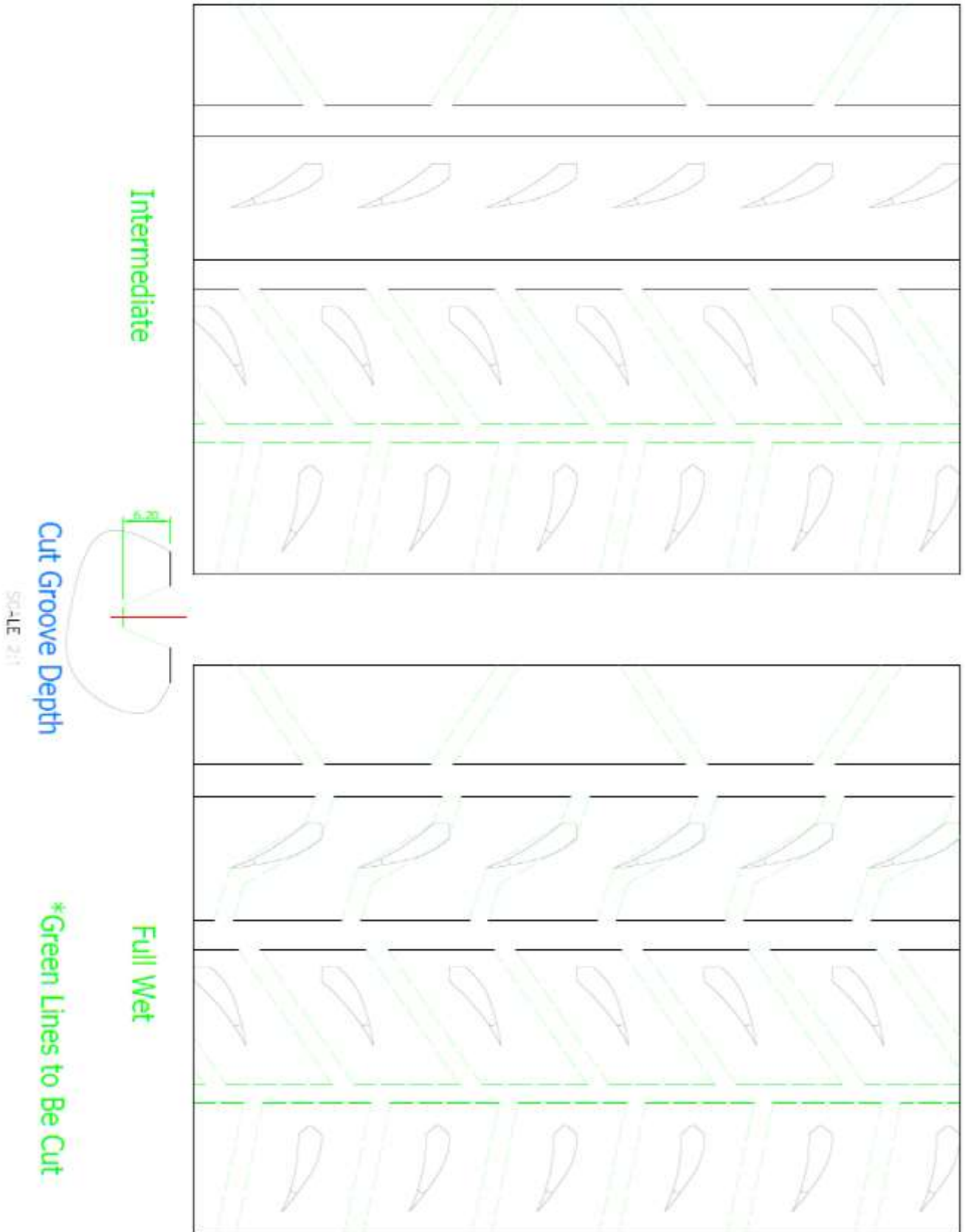
SCALE 2:1

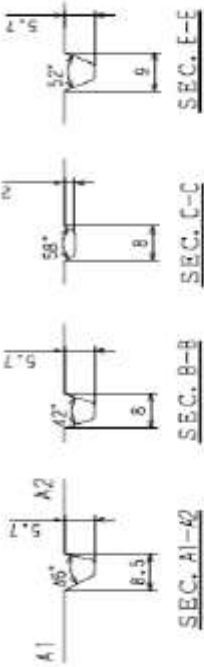
*Green Lines to Be Cut



COOPERTIRES

COOPER DISCOVERER TARMAC DT1 - 195/50R15 - WET CUTTING PATTERN



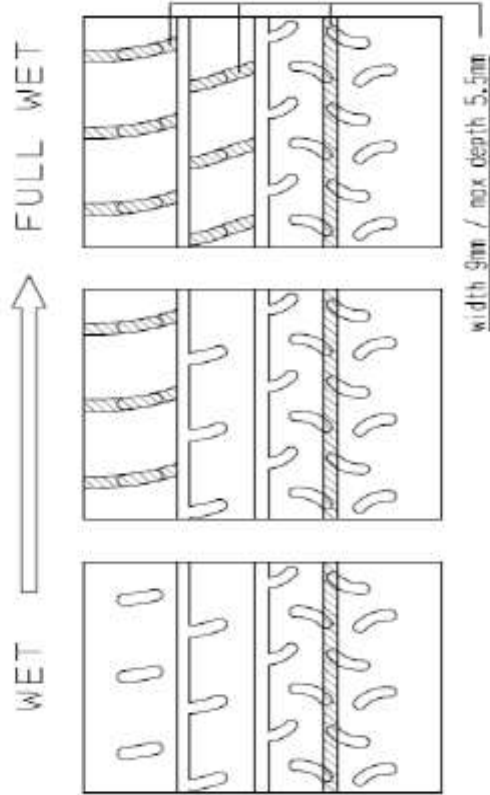


In the control area
5.5mm grooves-18.1%
Total grooves-22.2%

----- Control area 170X140

Tyre weight 9.7kg

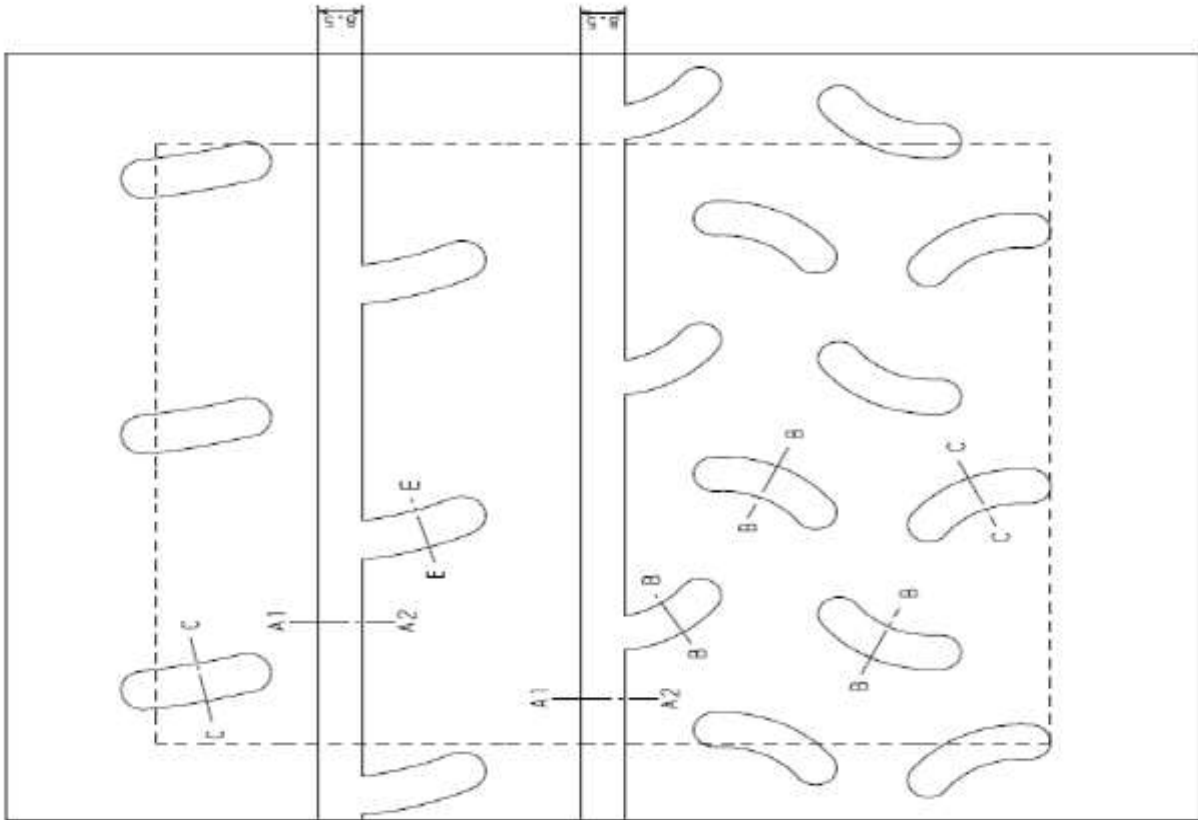
HAND-CUT GROOVE RECOMMENDATION



**PRODUCT NAME
YOKOHAMA ADVAN A051T**

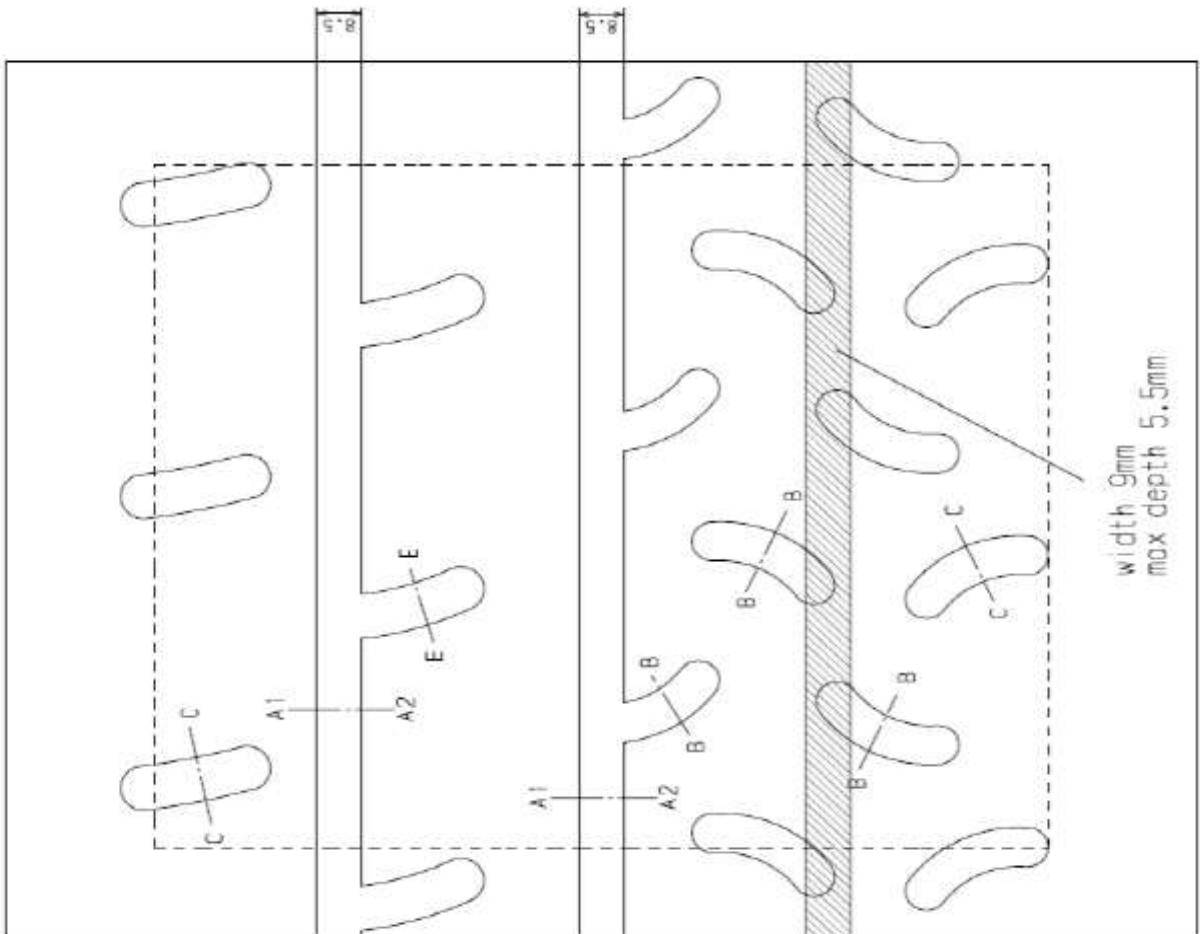
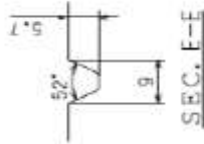
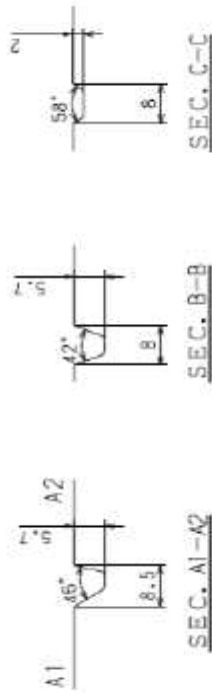
**PATTERN NAME
A051A**

SIZE 210/650R18



210/650 R18

HAND-CUT GROOVE RECOMMENDATION



In the control area
5.5mm grooves-18.1%
Total grooves-22.2%

----- Control area 170X140

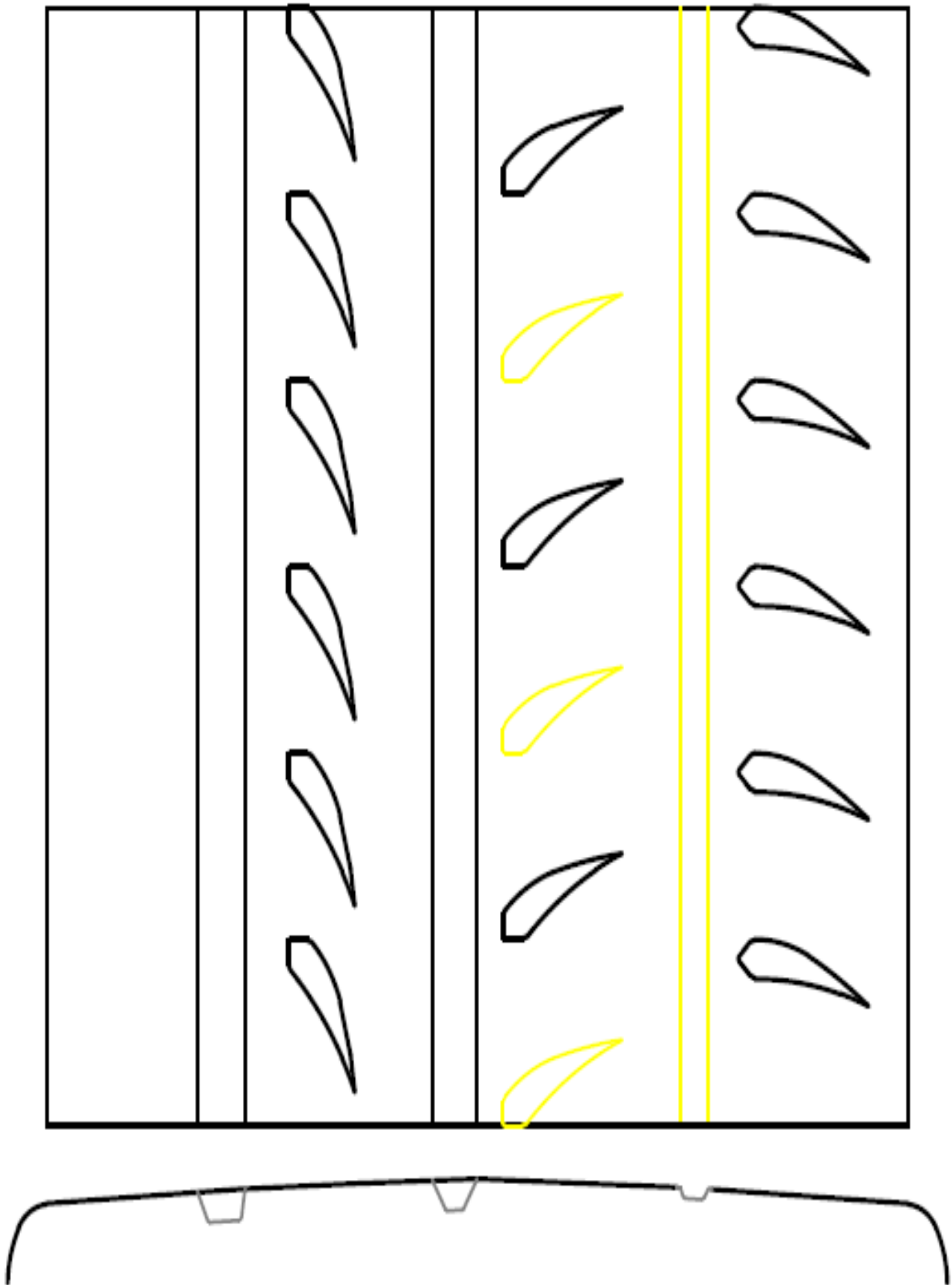
Tyre weight 9.7kg

PRODUCT NAME
YOKOHAMA ADVAN A051T

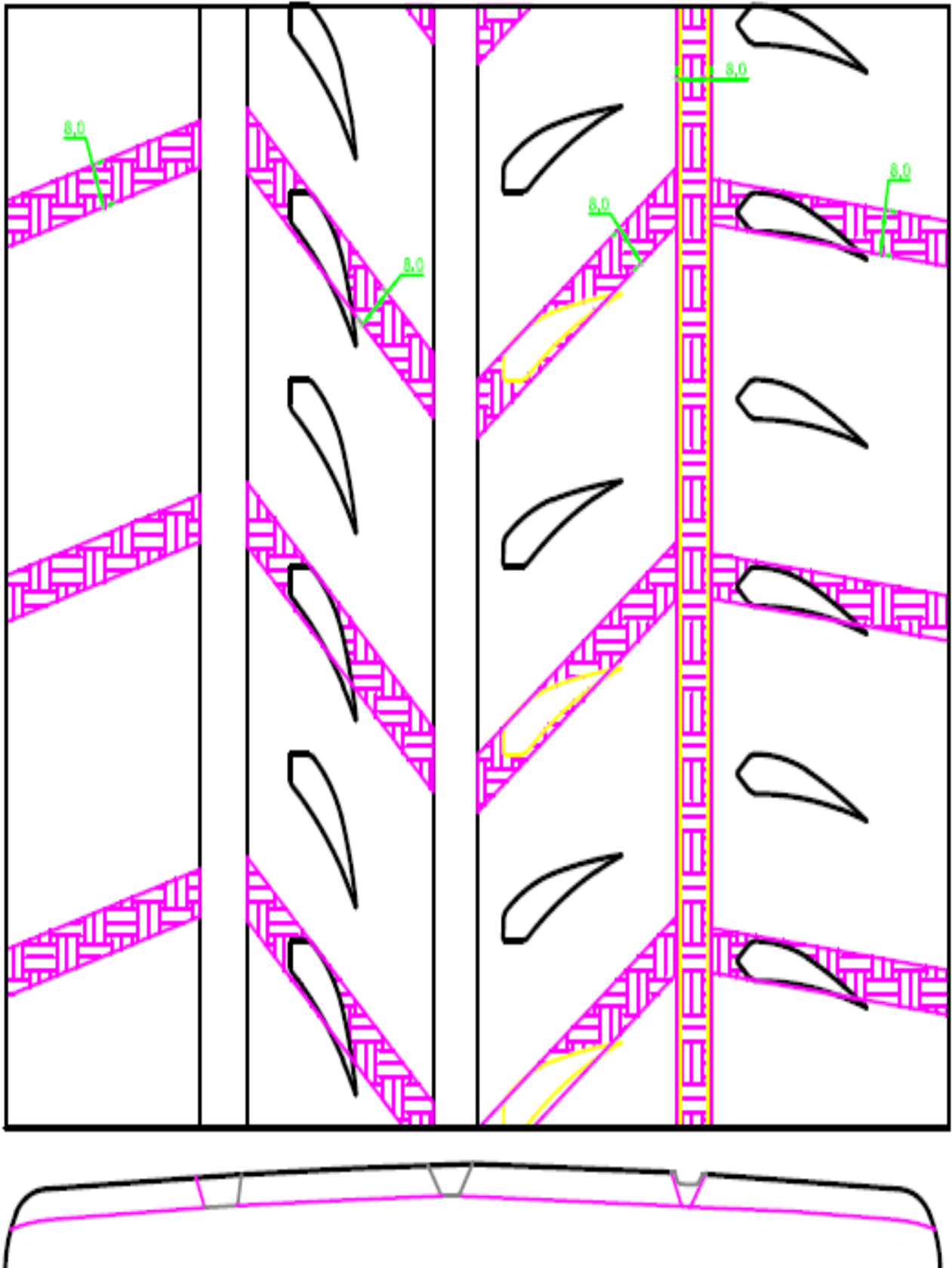
PATTERN NAME
A051A

SIZE 210/650R18

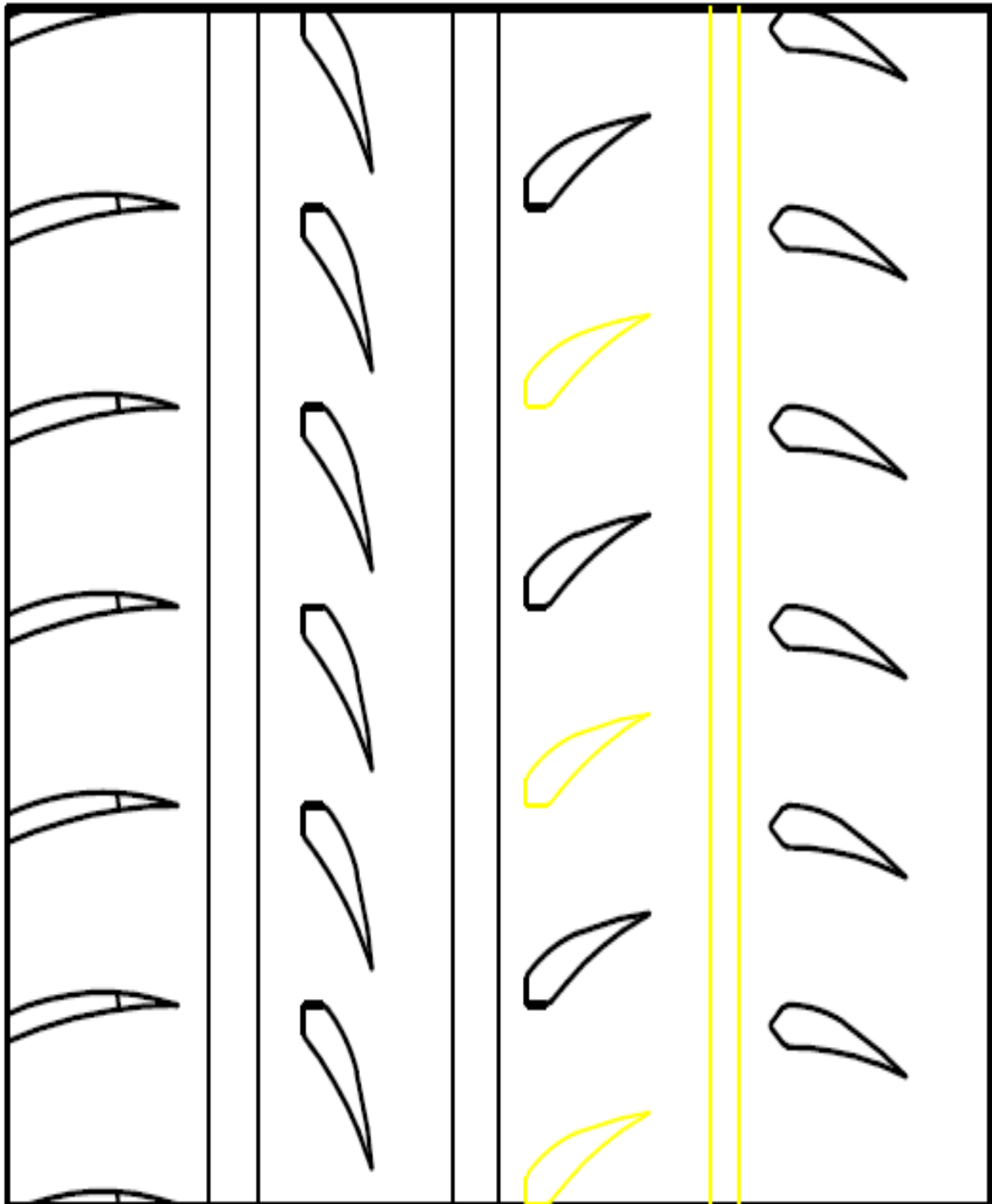
DMT RC2



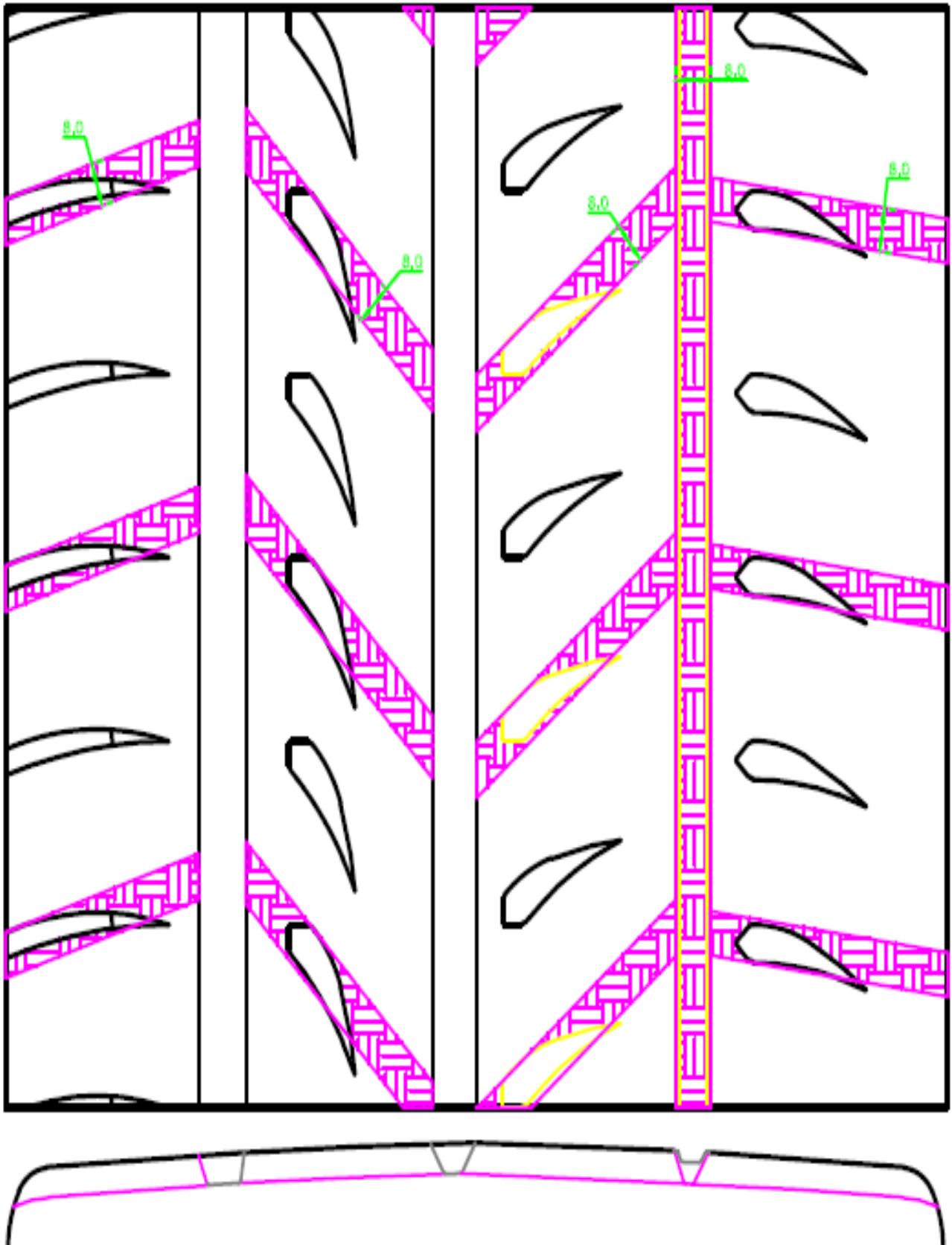
DMT RC2 Wet Cut

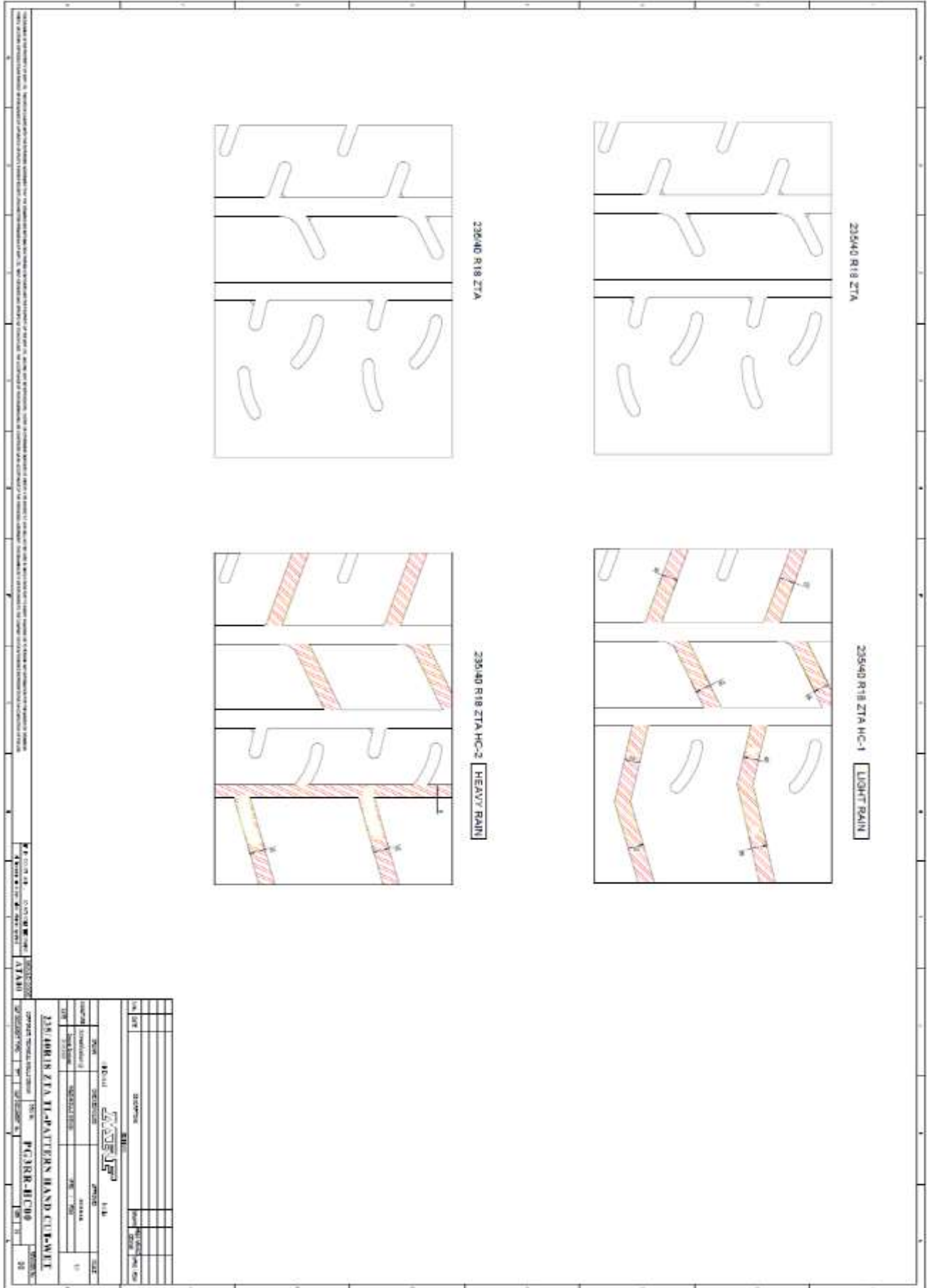


DMT RC22



DMT RC22 Wet Cut

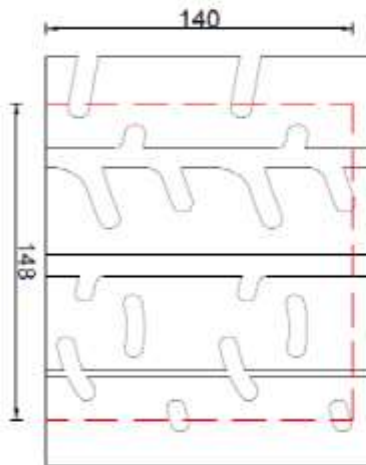




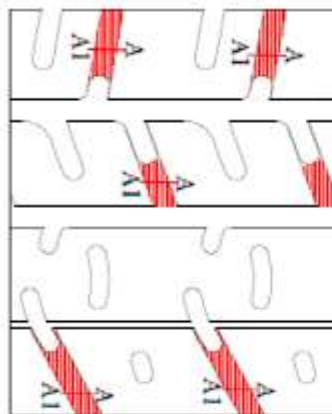


195/50 R15 Tarmac Rally - Hand Cut Pattern for Wet

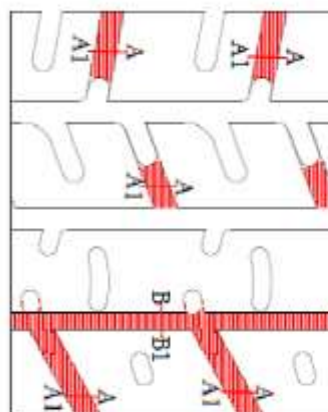
Dry Pattern
Groove Ratio > 17%



Light Rain
Groove Ratio > 27.5%



Heavy Rain
Groove Ratio > 32.5%



Control area 148 x 140 mm (Dotted Line)

SECTION: A-A1

SECTION: B-B1

A-A1 - 10 mm
B-B1 - 8 mm

Hand Cut Groove Portion

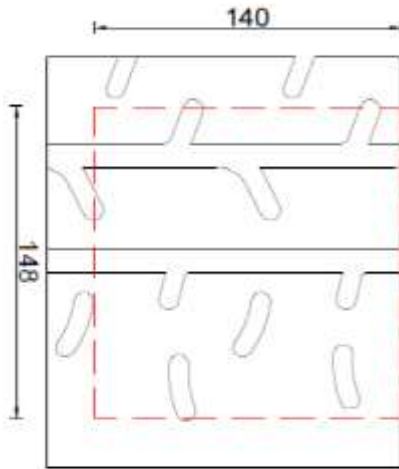
CLASS 8"
RIM 6.5"

NO. OF COPIES	1
DATE	11/11/14
DESIGN	195/50 R15 TARMAC RALLY - HAND CUT PATTERN
SCALE	1:1
APPROVED BY	J. A. 0108

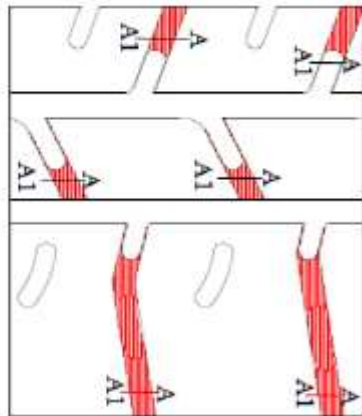


205/45 R17 Tarmac Rally - Hand Cut Pattern for Wet

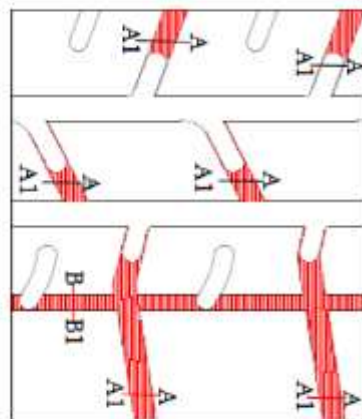
Dry Pattern
Groove Ratio > 17%



Light Rain
Groove Ratio > 27.5%



Heavy Rain
Groove Ratio > 32.5%



Control area 148 x 140 mm (Dotted Line)

SECTION: A-A1

SECTION: B-B1

A-A1 - 10 mm
B-B1 - 8 mm
Hand Cut Groove Portion

CLASS 8"
RIM 7.0"

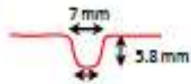
NO.	DESCRIPTION	QTY.
1	205/45 R17 Tarmac Rally - Hand Cut Pattern for Wet	1
2	Hand Cut Groove Portion	1



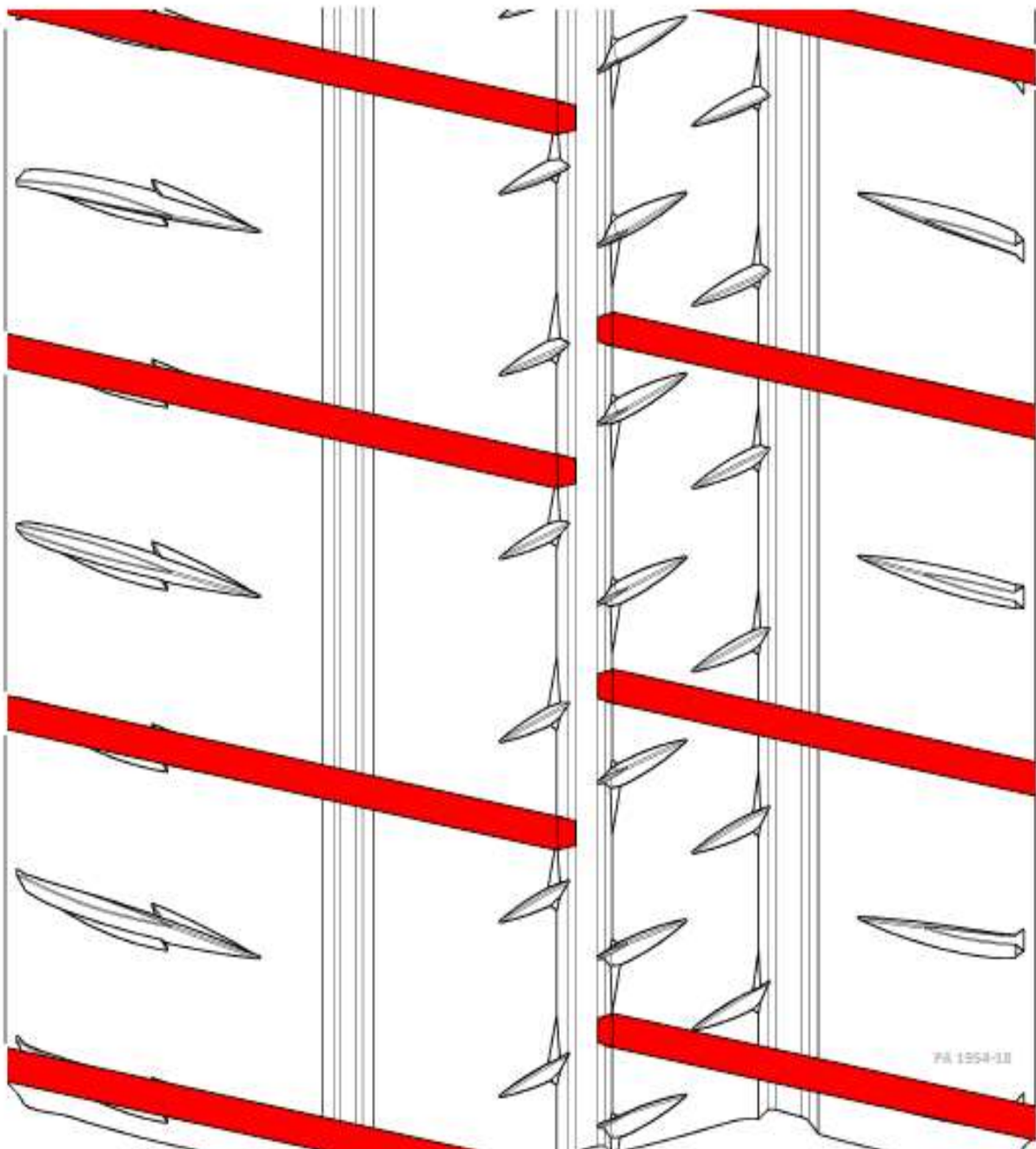
Category : GT Asphalt Rally
Dimension : 24 / 65 – 18 TL PILOT SPORT R
Cutting plan of Pilot Sport R tread pattern for RGT

Clermont-Ferrand the 20/05/2020

cuts (red parts) with Blade R2



Extérieur véhicule



PA 1954-III

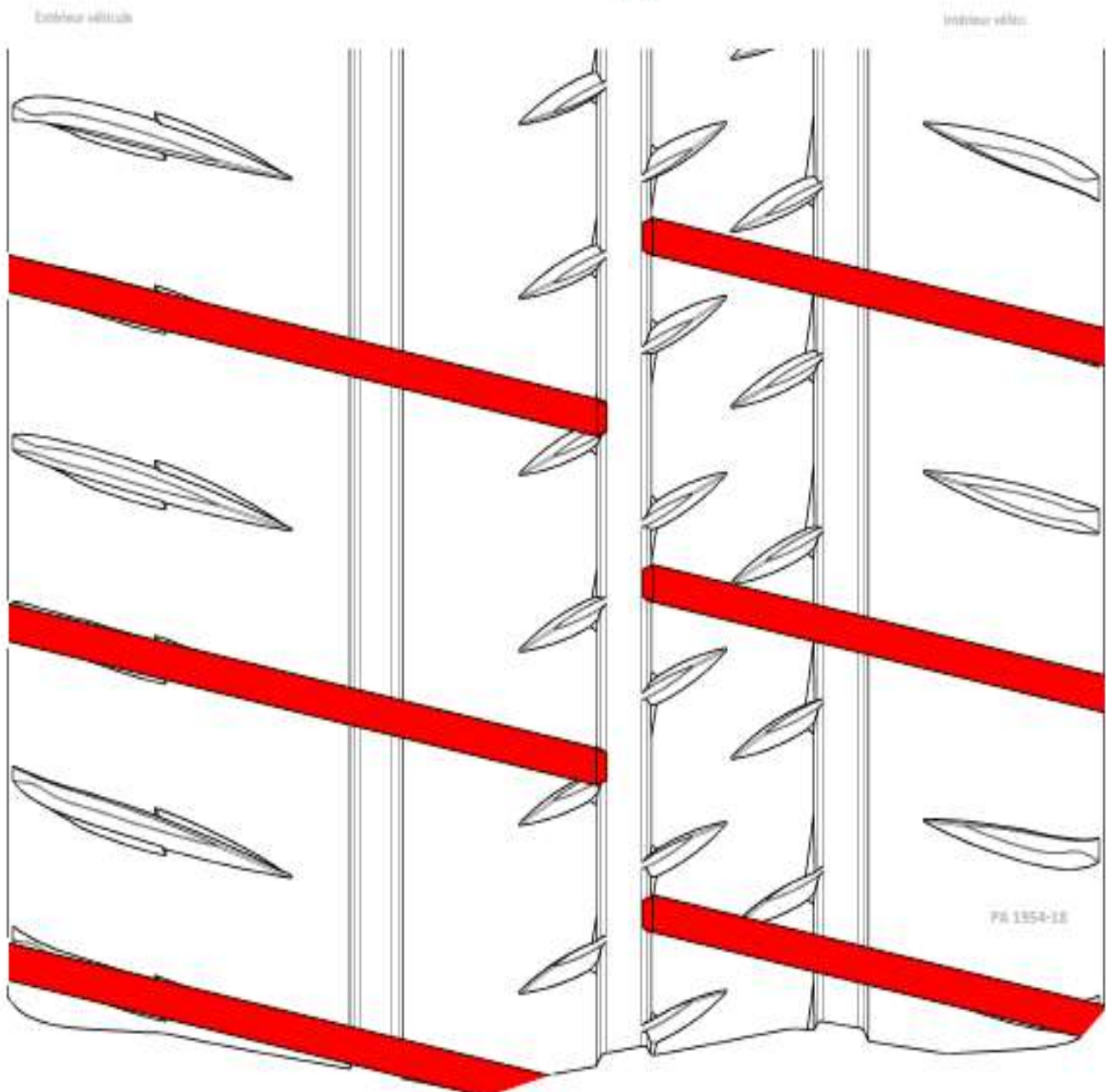


Catégorie : GT Asphalt Rally

Dimension : 29 / 65 – 18 TL PILOT SPORT R

Cutting plan of Pilot Sport R tread pattern for RGT

Clermont-Ferrand the 20/05/2020





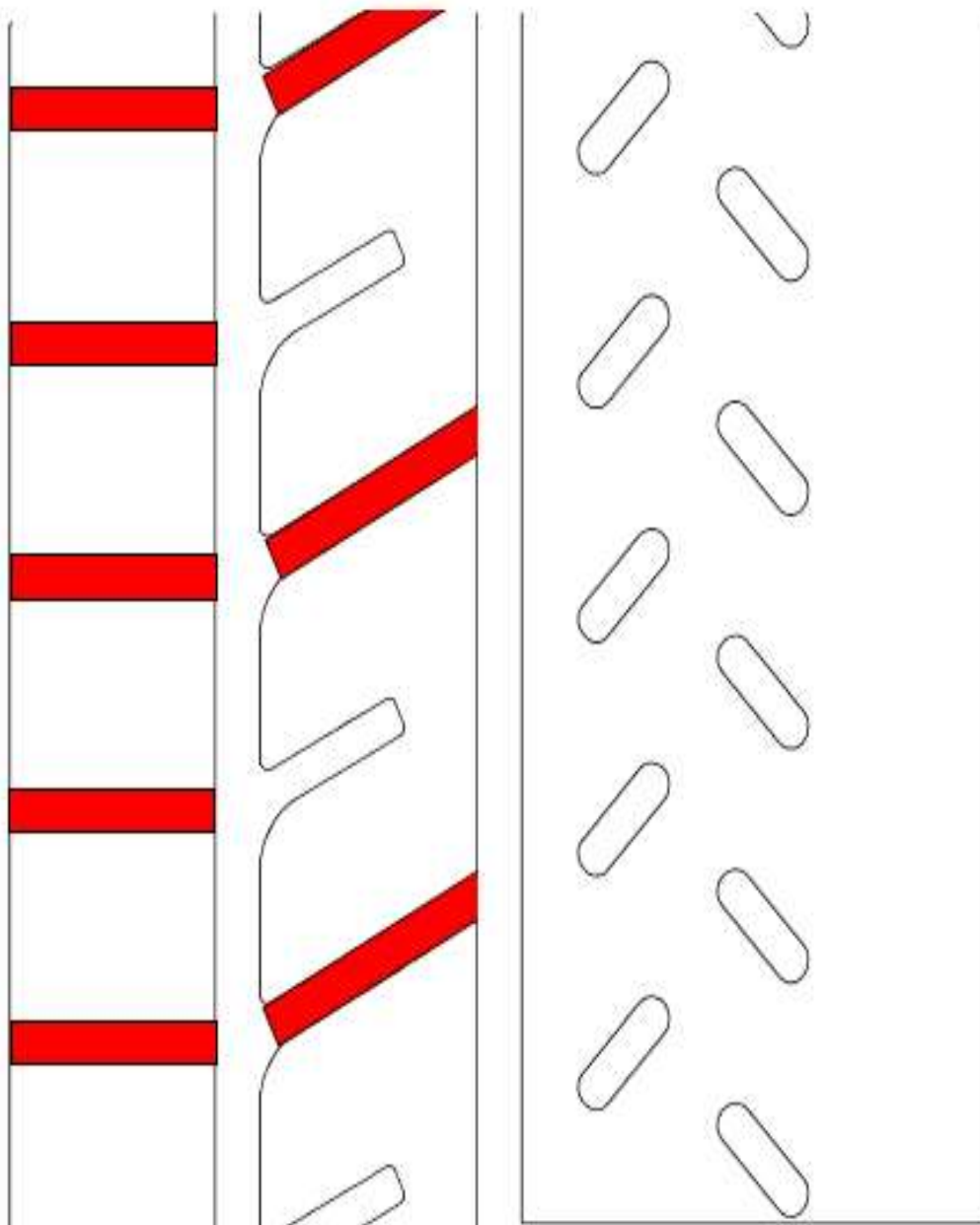
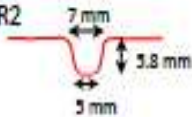
Category : Asphalt Rally

Clermont-Ferrand the 20/05/2020

Dimensions : 20/65-18, 20/63/17, 19/63-17, 19/60-16, 20/58-15, 19/58-15, 16/57-14

Cutting plan of Pilot Sport R tread pattern

cuts (red parts) with Blade R2



ATUALIZAÇÕES

Art. / Data	Estado	Art. / Data	Estado	Art. / Data	Estado
1.1 / 20.4	Atualizado	1.2 / 20.4	Atualizado	2.2 / 20.4	Atualizado
4.3/13.10	Atualizado	Anexo V/15.11	Novo		
